




# AGRICULTURAL TYRES



2023.V1.0



QINGDAO NEW KETER TYRE CO., LTD

ADD: A-25FL Darron Center, No.180 Haier Road, Qingdao, China, 266100

Tel: 86-532-55579147 Fax: 86-532-55579145

E-mail: info@keter tyre.com Web:www.greentractyre.com



@Keter Tyre

# GREENTRAC TYRE HAVE BEEN SOLD WORLDWIDE

all over the world Since 2009

**176** Countries  
**2000+** Customers

2020  
KETER EUROPE  
European Office  
Established

2009  
KETER CORP  
Founded in Qingdao

USA 2019.11  
KETER USA  
USA Branch

UAE 2022  
KETER UAE  
Branch

Unique high quality products

Value for money, Earning potential

Regional market protection

Fast decision making and

Customized Marketing

Cooperative R & D



## GLOBAL TECH SUPPORT

### GLOBAL ENGINEERING TEAM

We have a GLOBAL ENGINEERING TEAM with German "gene", to create our own patterns and optimize formula.

PCR TEAM

TBR TEAM

OTR & AG TEAM

**13** PASSENGER &  
LIGHT TRUCK  
Patterns

**9** COMMERCIAL  
TRUCK  
Patterns

**450+** SIZES

**INDEPENDENT DESIGN  
BY GREENTRAC**

**ALL SERIES** are Independently  
Developed by Greentrac



# RADIAL AGRICULTURAL TYRES

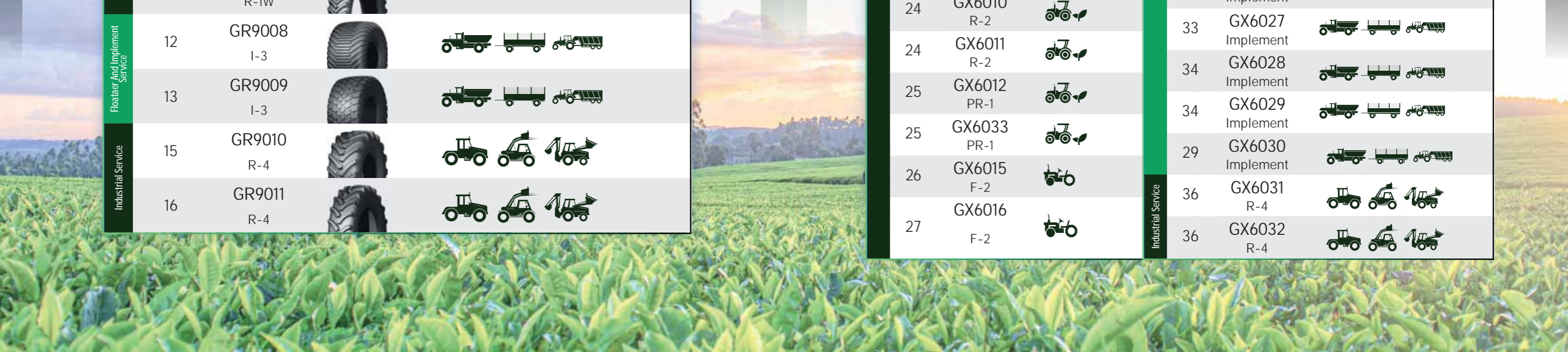


	Page	Product	Application
Tractor Service	03	GR9001 R-1/R-1W	
	02	GR9002 R-1W	
	05	GR9003 R-1W	
Harvester Service	07	GR9005 R-1W	
	08	GR9006 R-1W	
Sprayer And Row Crop Service	10	GR9001 R-1/R-1W	
	10	GR9007 R-1W	
Floater And Implement Service	12	GR9008 I-3	
	13	GR9009 I-3	
Industrial Service	15	GR9010 R-4	
	16	GR9011 R-4	

# BIAS AGRICULTURAL TYRES



	Page	Product	Application		Page	Product	Application
Tractor Service	19	GX6001 R-1		Implement Service	27	GX6017 I-3 Bias	
	20	GX6002 R-1			29	GX6018 Implement	
	21	GX6003 R-1			30	GX6019 Implement	
	21	GX6005 R-1			30	GX6020 Implement	
	22	GX6006 R-1			31	GX6021 Implement	
	22	GX6007 R-1			31	GX6022 Implement	
	23	GX6008 R-1			32	GX6023 Implement	
	23	GX6009 R-1			32	GX6025 Implement	
	24	GX6010 R-2			33	GX6026 Implement	
	24	GX6011 R-2			33	GX6027 Implement	
	25	GX6012 PR-1			34	GX6028 Implement	
	25	GX6033 PR-1			34	GX6029 Implement	
	26	GX6015 F-2			29	GX6030 Implement	
	27	GX6016 F-2			36	GX6031 R-4	
					36	GX6032 R-4	



# RADIAL AGRICULTURAL TYRES

GR9001	03	Tractor
GR9002	02	
GR9003	05	
GR9005	07	Harvester
GR9006	08	
GR9001	10	Sprayer And Row Crop
GR9007	10	
GR9008	12	Floater And Implement
GR9009	13	
GR9010	15	Industrial
GR9011	16	



Compared with Bias(Cross-ply) tires, GREENTRAC radial tires last longer, give you a smoother ride, and are better able to handle larger equipment such as higher power tractors and combine-harvesters or heavy-duty trailers due to the wider footprint, and flexible side wall and even contact area, so it reduces soil compaction and provides better yield.

## GREENTRAC RADIAL

## BIAS (CROSS-PLY)



# RADIAL AGRICULTURAL TYRES

# TRACTOR

# SERVICE



## GR9002

**R-1W** Radial Agricultural Tyres

- ▶ Lower aspect ratio design brings better response on driving, and provides better traction
- ▶ Larger contact area design can reduce soil compaction
- ▶ Radial tire with lower pressure can reduce the soil compaction significantly.



### TECHNICAL SPECIFICATIONS & APPLICATIONS

Size	Load Index	Speed Index	Tra Code	Rim	Section Width		Overall Diameter		Load Capacity	Inflation Pressure		Tread Depth		Type
					mm	inch	mm	inch		kg	kPa	psi	mm	
280/70R20	116/113	A8/B	R-1W	W9	282	11.1	900	35.4	1250	240	35	35.5	45	TL
360/70R24	122/119	A8/B	R-1W	W11	357	14.1	1152	45.4	1500	160	23	42	53	TL
360/70R24	127/124	A8/B	R-1W	W11	357	14.1	1152	45.4	1750	240	35	42	53	TL
380/70R24	125/125	A8/B	R-1W	W12	380	15.0	1190	46.9	1650	160	23	43	54	TL
420/70R24	130/127	A8/B	R-1W	W13	418	16.5	1248	49.1	1900	160	23	44	55	TL
420/70R24	136/133	A8/B	R-1W	W13	418	16.5	1248	49.1	2240	240	35	44	55	TL
420/70R28	133/130	A8/B	R-1W	W13	418	16.5	1349	53.1	2060	160	23	44	55	TL
420/70R28	139/136	A8/B	R-1W	W13	418	16.5	1349	53.1	2430	240	35	44	55	TL
480/70R24	138/135	A8/B	R-1W	W15L	479	18.9	1316	51.8	2360	160	23	47	59	TL
480/70R28	140/137	A8/B	R-1W	W15L	479	18.9	1421	55.9	2500	160	23	47	59	TL
480/70R28	145/142	A8/B	R-1W	W15L	479	18.9	1421	55.9	2900	240	35	47	59	TL
480/70R28	151/148	A8/B	R-1W	W15L	479	18.9	1421	55.9	3450	320	46	47	59	TL
480/70R34	143/143	A8/B	R-1W	W15L	479	18.9	1580	62.2	2725	160	23	47	59	TL
480/70R38	145/142	A8/B	R-1W	W15L	479	18.9	1681	66.2	2900	160	23	47	59	TL
520/70R38	150/150	A8/B	R-1W	W16L	516	20.3	1749	68.9	3350	160	23	48	60	TL
580/70R38	155/155	A8/B	R-1W	W18L	577	22.7	1827	71.9	3875	160	23	50	63	TL
580/70R38	170/167	A8/B	R-1W	W18L	577	22.7	1827	71.9	6000	280	41	50	63	TL



# GR9001

## R-1/R-1W Radial Agricultural Tyres

- ▶ Deeper R-1w pattern increase the driving stability in mud or wet ground
- ▶ Special designed curve of lug brings significant self-cleaning ability and improves drivability
- ▶ Radial tire with lower pressure can reduce the soil compaction significantly.



### TECHNICAL SPECIFICATIONS & APPLICATIONS



Size	Load Index	Speed Index	Tra Code	Rim	Section Width		Overall Diameter		Load Capacity	Inflation Pressure			Tread Depth		Type
					mm	inch	mm	inch		kg	kPa	psi	mm	32nds	
280/85R24	115/112	A8/B	R-1W	W10	282	11.1	1086	42.8	1215	160	23	39	49	TL	
320/85R24	122/119	A8/B	R-1W	W11	319	12.6	1154	45.4	1500	160	23	41	52	TL	
320/85R28	124/121	A8/B	R-1W	W11	319	12.6	1255	49.4	1600	160	23	41	52	TL	
320/85R32	126/123	A8/B	R-1W	W11	319	12.6	1357	53.4	1700	160	23	41	52	TL	
320/85R32	142/139	A8/B	R-1W	W11	319	12.6	1357	53.4	2650	400	58	41	52	TL	
320/85R36	128/125	A8/B	R-1W	W11	319	12.6	1458	57.4	1800	160	23	41	52	TL	
340/85R24	125/122	A8/B	R-1W	W12	343	13.5	1188	46.8	1650	160	23	42	53	TL	
340/85R28	127/124	A8/B	R-1W	W12	343	13.5	1289	50.7	1750	160	23	42	53	TL	
340/85R32	142/139	A8/B	R-1W	W12	343	13.5	1391	54.8	2650	360	52	42	53	TL	
340/85R36	132/129	A8/B	R-1W	W12	343	13.5	1492	58.7	2000	160	23	42	53	TL	
340/85R38	133/130	A8/B	R-1W	W12	343	13.5	1543	60.7	2060	160	23	42	53	TL	
380/85R24	131/128	A8/B	R-1W	W12	380	15.0	1256	49.4	1950	160	23	45	57	TL	
380/85R28	133/130	A8/B	R-1W	W12	380	15.0	1357	53.4	2060	160	23	45	57	TL	
380/85R30	135/132	A8/B	R-1W	W12	380	15.0	1408	55.4	2180	160	23	45	57	TL	
380/85R34	137/137	A8/B	R-1W	W12	380	15.0	1510	59.4	2300	160	23	45	57	TL	
380/85R34	147/147	A8/B	R-1W	W12	380	15.0	1510	59.4	3075	300	44	45	57	TL	

### TECHNICAL SPECIFICATIONS & APPLICATIONS



Size	Load Index	Speed Index	Tra Code	Rim	Section Width		Overall Diameter		Load Capacity	Inflation Pressure			Tread Depth		Type
					mm	inch	mm	inch		kg	kPa	psi	mm	32nds	
420/85R24	137/134	A8/B	R-1W	W15L	418	16.5	1324	52.1	2300	160	23	48	60	TL	
420/85R28	139/136	A8/B	R-1W	W15L	418	16.5	1425	56.1	2430	160	23	48	60	TL	
420/85R28	144/144	A8/B	R-1W	W15L	418	16.5	1425	56.1	2800	240	35	48	60	TL	
420/85R30	140/137	A8/B	R-1W	W15L	418	16.5	1476	58.1	2500	160	23	48	60	TL	
420/85R30	145/145	A8/B	R-1W	W15L	418	16.5	1476	58.1	2900	240	35	48	60	TL	
420/85R34	142/139	A8/B	R-1W	W15L	418	16.5	1578	62.1	2650	160	23	48	60	TL	
420/85R38	144/141	A8/B	R-1W	W15L	418	16.5	1679	66.1	2800	160	23	48	60	TL	
460/85R30	145/142	A8/B	R-1W	W16L	455	17.9	1544	60.8	2900	160	23	51	64	TL	
460/85R34	147/144	A8/B	R-1W	W16L	455	17.9	1646	64.8	3075	160	23	51	64	TL	
460/85R38	149/146	A8/B	R-1W	W16L	455	17.9	1747	68.8	3250	160	23	51	64	TL	
460/85R42	150/147	A8/B	R-1W	W16L	455	17.9	1849	72.8	3350	160	23	51	64	TL	
460/85R46	152/149	A8/B	R-1W	W14L	464	18.3	1943	76.5	3550	160	23	51	64	TL	
460/85R46	158/155	A8/B	R-1W	W14L	464	18.3	1943	76.5	4250	240	35	51	64	TL	
520/85R38	155/152	A8/B	R-1W	DW16L	516	20.3	1849	72.8	3875	160	23	54	68	TL	
520/85R38	160/160	A8/B	R-1W	DW16L	516	20.3	1849	72.8	4500	240	35	54	68	TL	
520/85R42	157/154	A8/B	R-1W	DW16L	516	20.3	1951	76.8	4125	160	23	54	68	TL	
520/85R42	167/164	A8/B	R-1W	DW16L	516	20.3	1951	76.8	5450	320	46	54	68	TL	
420/80R46	145/142	A8/B	R-1W	W13	418	16.5	1840	72.4	2900	160	23	47	59	TL	
420/80R46	151/148	A8/B	R-1W	W13	418	16.5	1840	72.4	3450	240	35	47	59	TL	
480/80R42	151/151	A8/B	R-1W	DW16L	479	18.9	1835	72.2	3450	160	23	49	62	TL	
480/80R42	156/156	A8/B	R-1W	DW16L	479	18.9	1835	72.2	4000	240	35	49	62	TL	
480/80R46	158/158	A8/B	R-1W	DW16L	479	18.9	1936	76.2	4250	240	35	49	62	TL	
420/90R30	142/139	A8/B	R-1W	DW13	418	16.5	1518	59.8	2650	160	23	48	60	TL	
420/90R30	147/144	A8/B	R-1W	DW13	418	16.5	1518	59.8	3075	240	35	48	60	TL	
320/90R46	146/143	A8/B	R-1	W10	319	12.6	1744	68.7	3000	320	46	37	47	TL	
320/90R46	148/148	A8/B	R-1	W10	319	12.6	1744	68.7	3150	360	52	37	47	TL	



# GR9003

**R-1W** Radial Agricultural Tyres

- ▶ The cut-resistant compound brings much more stability to the tire and improve vehicle safety
- ▶ The tread pattern ensures excellent self-cleaning ability and better grip.
- ▶ Outstanding productivity thanks to high speed design on 65km/h



## TECHNICAL SPECIFICATIONS & APPLICATIONS

Size	Load Index	Speed Index	Tra Code	Rim	Section Width		Overall Diameter		Load Capacity	Inflation Pressure		Tread Depth		Type
					mm	inch	mm	inch		kg	kPa	psi	mm	
440/65R24	128/131	D/A8	R-1W	W14L	441	17.4	1182	46.5	1800	160	23	45	57	TL
440/65R28	131/134	D/A8	R-1W	W14L	441	17.4	1283	50.5	1950	160	23	45	57	TL
480/65R24	133/136	D/A8	R-1W	W15L	479	18.9	1234	48.6	2060	160	23	46	58	TL
480/65R28	136/139	D/A8	R-1W	W15L	479	18.9	1335	52.6	2240	160	23	46	58	TL
540/65R24	140/143	D/A8	R-1W	W16L	550	21.7	1312	51.7	2500	160	23	48	60	TL
540/65R28	142/145	D/A8	R-1W	W16L	550	21.7	1413	55.6	2650	160	23	48	60	TL
540/65R30	150/153	D/A8	R-1W	W16L	550	21.7	1464	57.6	3350	240	35	48	60	TL
540/65R34	145/148	D/A8	R-1W	W16L	550	21.7	1566	61.7	2900	160	23	48	60	TL
540/65R38	153/156	D/A8	R-1W	W16L	550	21.7	1667	65.6	3650	240	35	48	60	TL
600/65R28	147/150	D/A8	R-1W	DW20B	591	23.3	1491	58.7	3075	160	23	52	66	TL
600/65R34	157/160	D/A8	R-1W	DW20B	591	23.3	1644	64.7	4125	240	35	52	66	TL
600/65R38	153/156	D/A8	R-1W	DW20B	591	23.3	1745	68.7	3650	160	23	52	66	TL
650/65R38	157/160	D/A8	R-1W	DW20B	645	25.4	1811	71.3	4125	160	23	56	71	TL
650/65R42	165/168	D/A8	R-1W	DW20B	645	25.4	1913	75.3	5150	240	35	56	71	TL
710/70R38	166/169	D/A8	R-1W	DW23B	716	28.2	1959	77.1	5300	160	23	57	72	TL
710/70R42	168/171	D/A8	R-1W	DW23B	716	28.2	2061	81.1	5600	160	23	57	72	TL
710/70R42	173/176	D/A8	R-1W	DW23B	716	28.2	2061	81.1	6500	240	35	57	72	TL



TRACTOR SERVICE

# RADIAL AGRICULTURAL TYRES HARVESTER SERVICE





# GR9005

**R-1W** Radial Agricultural Tyres

- ▶ Lower aspect ratio design brings better response on driving, and provides better traction
- ▶ Higher tensile steel cords with a special pattern design in the tread rubber increase tire lifetime
- ▶ Longer tire life due to the optimized tread pattern design and cut resistance compound



## TECHNICAL SPECIFICATIONS & APPLICATIONS



HARVESTER SERVICE

Size	Load Index	Speed Index	Tra Code	Rim	Section Width		Overall Diameter		Load Capacity	Inflation Pressure		Tread Depth		Type
					mm	inch	mm	inch		kg	kPa	psi	mm	
600/70R28	157	D	R-1W	DW20B	591	23.3	1551	61.1	4125	240	35	52.5	66	TL
600/70R28	161/161	A8/B	R-1W	DW20B	591	23.3	1551	61.1	4625	280	41	52.5	66	TL
600/70R30	152	D	R-1W	DW20B	591	23.3	1602	63.1	3550	160	23	52.5	66	TL
600/70R30	158	D	R-1W	DW20B	591	23.3	1602	63.1	4250	240	35	52.5	66	TL
620/70R42	172	D	R-1W	DW20B	625	24.6	1935	76.2	6300	320	46	58	73	TL
650/85R38	173/176	D/A8	R-1W	DW23B	645	25.4	2071	81.5	6500	240	35	65	82	TL
600/70R34	160/163	D/A8	R-1W	DW20B	601	23.7	1704	67.1	4500	240	35	52	66	TL
650/60R34	159/162	D/A8	R-1W	DW20B	645	25.4	1644	64.7	4375	240	35	52	66	TL
710/55R30	153/156	D/A8	R-1W	DW23B	706	27.8	1544	60.8	3650	160	23	51	64	TL
710/75R42	181/184	D/A8	R-1W	DW23B	706	27.8	2133	84.0	8250	320	46	63	79	TL
800/70R38	178/181	D/A8	R-1W	DW25B	798	31.4	2085	82.1	7500	240	35	62	78	TL



# GR9006

**R-1W** Radial Agricultural Tyres

- ▶ A reinforced shoulder contributes to better sidewall protection and an extended tire life-cycle
- ▶ Lower aspect ratio design brings better response on driving, and provides better traction
- ▶ Improved compound and special structure design improve continuous operation and increase output



## TECHNICAL SPECIFICATIONS & APPLICATIONS



HARVESTER SERVICE

Size	Load Index	Speed Index	Tra Code	Rim	Section Width		Overall Diameter		Load Capacity	Inflation Pressure		Tread Depth		Type
					mm	inch	mm	inch		kg	kPa	psi	mm	
650/75R32	172/172	A8/B	R-1W	DW21B	645	25.4	1789	70.4	6300	320	46	59	74	TL
710/60R34	164/167	D/A8	R-1W	DW23B	716	28.2	1716	67.6	5000	240	35	58	73	TL
750/65R26	171/171	A8/B	R-1W	DW25B	754	29.7	1636	64.4	6150	320	46	50	63	TL
800/70R32	181/181	A8/B	R-1W	DW27B	798	31.4	1933	76.1	8250	320	46	57	72	TL
800/65R32	167	D	R-1W	DW27B	798	31.4	1853	73.0	5450	160	23	58	73	TL
800/65R32	172	D	R-1W	DW27B	798	31.4	1853	73.0	6300	240	35	58	73	TL
800/65R32	178	D	R-1W	DW27B	798	31.4	1853	73.0	7500	320	46	58	73	TL
800/65R32	181/181	A8/B	R-1W	DW27B	798	31.4	1853	73.0	8250	360	52	58	73	TL

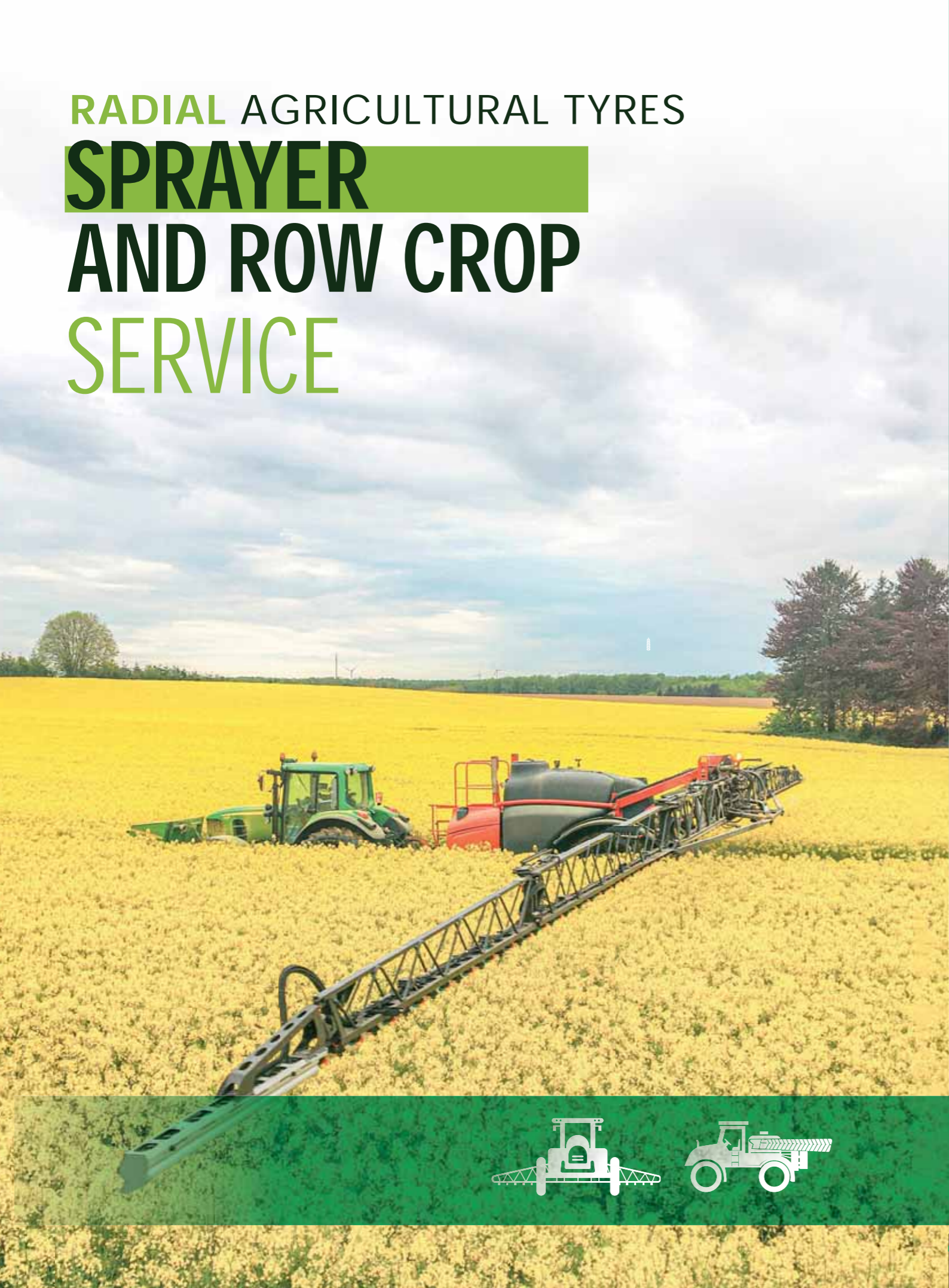


# RADIAL AGRICULTURAL TYRES

# SPRAYER

# AND ROW CROP

# SERVICE



## GR9001

**R-1/R-1W** Radial Agricultural Tyres

- ▶ Deeper tread can increase the driving stability in mud or wet ground
- ▶ Better self-cleaning ability and improved drivability improve operational efficiency.



### TECHNICAL SPECIFICATIONS & APPLICATIONS



Size	Load Index	Speed Index	Tra Code	Rim	Section Width		Overall Diameter		Load Capacity	Inflation Pressure			Tread Depth		Type
					mm	inch	mm	inch		kg	kPa	psi	mm	32nds	
380/90R46	149/149	A8/B	R-1W	W12	380	15.0	1852	72.9	3250	240	35	45	57	TL	
380/90R46	157/157	A8/B	R-1W	W12	380	15.0	1852	72.9	4125	360	52	45	57	TL	
320/90R46	146/143	A8/B	R-1	W10	319	12.6	1744	68.7	3000	320	46	37	47	TL	
320/90R46	148/148	A8/B	R-1	W10	319	12.6	1744	68.7	3150	360	52	37	47	TL	

## GR9007

**R-1W** Radial Agricultural Tyres

- ▶ Deeper R-1w pattern increase the driving stability in mud or wet ground
- ▶ Improved compound and special structure design improve continuous operation and increase output



### TECHNICAL SPECIFICATIONS & APPLICATIONS



Size	Load Index	Speed Index	Tra Code	Rim	Section Width		Overall Diameter		Load Capacity	Inflation Pressure			Tread Depth		Type
					mm	inch	mm	inch		kg	kPa	psi	mm	32nds	
380/90R50	151/151	A8/B	R-1W	W12	380	15.0	1954	76.9	3450	240	35	48	60	TL	
380/90R50	160/157	A8/B	R-1W	W12	380	15.0	1954	76.9	4500	400	58	48	60	TL	

# RADIAL AGRICULTURAL TYRES

# FLOATER

# AND IMPLEMENT

# SERVICE



## GR9008

I-3 Radial Agricultural Tyres

- ▶ Reinforced shoulder increases stability and improve vehicle and equipment safety
- ▶ Improved compound and special structure design make continuous operation easier



FLOATER AND IMPLEMENT SERVICE

Size	Load Index	Speed Index	Tra Code	Rim	Section Width		Overall Diameter		Load Capacity	Inflation Pressure		Tread Depth		Type
					mm	inch	mm	inch		kPa	psi	mm	32nds	
600/50R22.5 IMP	159	D	I-3	AG20.00	611	24.1	1172	46.1	4375	400	58	25	31	TL
650/65R30.5 IMP	176	D	I-3	AG20.00	645	25.4	1621	63.8	7100	400	58	32	40	TL
850/50R30.5 IMP	182	D	I-3	AG28.00	862	33.9	1625	64.0	8500	400	58	32	40	TL



RADIAL AGRICULTURAL TYRES



# GR9009

I-3 Radial Agricultural Tyres

- ▶ The larger contact area offers significant flotation and soil protection
- ▶ Special tread design and unique pattern improve vehicle safety



## TECHNICAL SPECIFICATIONS & APPLICATIONS

FL OATER AND IMPL EMENT SERVICE

Size	Load Index	Speed Index	Tra Code	Rim	Section Width		Ovearall Diamter		Load Capacity	Inflation Pressure		Tread Depth		Type
					mm	inch	mm	inch		kPa	psi	mm	32nds	
500/50R17 IMP	149	D	I-3	16.00	503	19.8	932	36.7	3250	500	73	15	19	TL
500/45R22.5 IMP	146	D	I-3	AG16.00	503	19.8	1022	40.2	3000	400	58	21	26	TL
500/60R22.5 IMP	155	D	I-3	AG16.00	503	19.8	1172	46.1	3875	400	58	18	23	TL
560/45R22.5 IMP	152	D	I-3	AG16.00	543	21.4	1076	42.4	3550	400	58	18	23	TL
560/60R22.5 IMP	165	D	I-3	AG16.00	543	21.4	1244	49.0	5150	500	73	18	23	TL
580/65R22.5 IMP	166	D	I-3	AG18.00	577	22.7	1326	52.2	5300	400	58	21	26	TL
600/50R22.5 IMP	163	D	I-3	AG18.00	591	23.3	1172	46.1	4875	500	73	21	26	TL
600/55R26.5 IMP	165	D	I-3	AG20.00	591	23.3	1333	52.5	5150	400	58	20	25	TL
650/55R26.5 IMP	169	D	I-3	AG20.00	645	25.4	1389	54.7	5800	400	58	24	30	TL
650/65R26.5 IMP	174	D	I-3	AG20.00	645	25.4	1519	59.8	6700	400	58	24	30	TL
710/50R26.5 IMP	170	D	I-3	AG24.00	727	28.6	1383	54.4	6000	400	58	24	30	TL
710/50R30.5 IMP	173	D	I-3	AG24.00	727	28.6	1485	58.5	6500	400	58	26	33	TL
750/45R26.5 IMP	170	D	I-3	AG24.00	754	29.7	1349	53.1	6000	400	58	25	31	TL
750/60R30.5 IMP	181	D	I-3	AG24.00	754	29.7	1675	65.9	8250	400	58	26	33	TL
800/45R26.5 IMP	174	D	I-3	AG26.00	808	31.8	1393	54.8	6700	400	58	26	33	TL
800/45R30.5 IMP	176	D	I-3	AG26.00	808	31.8	1495	58.9	7100	400	58	26	33	TL

# RADIAL AGRICULTURAL TYRES

# INDUSTRIAL

# SERVICE



# GR9010

**R-4** Radial Agricultural Tyres

- ▶ Improved compound and special structure design improve continuous operation and increase output
- ▶ Extra-deep lug with unique curve provide outstanding drivability in paddy field.



### TECHNICAL SPECIFICATIONS & APPLICATIONS



Size	Load Index	Speed Index	Tra Code	Rim	Section Width		Overall Diameter		Load Capacity	Inflation Pressure			Tread Depth		Type
					mm	inch	mm	inch		kg	kPa	psi	mm	32nds	
460/70R24 IND	152/152	A8/B	R-4	DW15L	455	17.9	1254	49.4	3550	320	46	36	45	TL	
460/70R24 IND	159/159	A8/B	R-4	DW15L	455	17.9	1254	49.4	4375	400	58	36	45	TL	
500/70R24 IND	164/164	A8/B	R-4	DW16L	503	19.8	1310	51.6	5000	400	58	39	49	TL	

# GR9011

**R-4** Radial Agricultural Tyres

- ▶ Improved compound and special structure design improve continuous operation and increase output
- ▶ Excellent grip on hard surfaces due to special block pattern designed for agri-industrial operations



### TECHNICAL SPECIFICATIONS & APPLICATIONS



Size	Load Index	Speed Index	Tra Code	Rim	Section Width		Overall Diameter		Load Capacity	Inflation Pressure			Tread Depth		Type
					mm	inch	mm	inch		kg	kPa	psi	mm	32nds	
500/70R24 IND	164/164	A8/B	R-4	DW16L	503	19.8	1310	51.6	5000	400	58	28	35	TL	
400/70R18 IND	147/147	A8/B	R-4	13.00	404	15.9	1017	40.0	3075	400	58	23	29	TL	
400/70R20 IND	149/149	A8/B	R-4	13.00	404	15.9	1068	42.0	3250	400	58	23	29	TL	

# BIAS AGRICULTURAL TYRES

GX6001	19	GX6017	27
GX6002	20	GX6018	29
GX6003	21	GX6019	30
GX6005	21	GX6020	30
GX6006	22	GX6021	31
GX6007	22	GX6022	31
GX6008	23	GX6023	32
GX6009	23	GX6025	32
GX6010	24	GX6026	33
GX6011	24	GX6027	33
GX6012	25	GX6028	34
GX6033	25	GX6029	34
GX6015	26	GX6030	29
GX6016	27	GX6031	36
		GX6032	36

Tractor Service

Implement Service

Industrial

## BIAS AGRICULTURAL TYRES TRACTOR SERVICE

GREENTRAC Bias tires have a unique design of multiple rubber plies in the sidewall and carcass. with the upgrade compound, puncture resistance is better than standard bias tires in the market. GREENTRAC bias tires can deal with the various demand in multiple farming or off-the-road operations.



# GX6001

**R-1** Bias Agricultural Tyres

- ▶ Longer service life
- ▶ Better grip
- ▶ Ability to withstand heavy loads



## TECHNICAL SPECIFICATIONS & APPLICATIONS



## TRACTOR SERVICE

Size	Ply rating	Rim	Section Width		Overall Diameter		Load Capacity	Inflation Pressure			Tread Depth		Type
			mm	inch	mm	inch		kg	kPa	psi	mm	32nds	
5.00-12	4	4.00E	145	5.7	590	23.2	280	200	29	22	28	TT	
5.50-17	6	4.00E	145	5.7	750	29.5	440	250	36	22	28	TT	
6.00-12	4	4.50E	165	6.5	640	25.2	335	180	26	22	28	TT	
6.00-12	6	4.50E	165	6.5	640	25.2	405	250	36	22	28	TT	
6.00-12	8	4.50E	165	6.5	640	25.2	420	260	38	22	28	TT	
6.00-14	6	4.50E	165	6.5	690	27.2	450	250	36	20.5	26	TT	
6.00-14	8	4.50E	165	6.5	690	27.2	685	420	61	20.5	26	TT	
6.00-16	6	4.50E	165	6.5	745	29.3	495	250	36	22	28	TT	
7.50-16	6	5.50F	205	8.1	810	31.9	650	210	30	23	29	TT	
7.50-16	8	5.50F	205	8.1	810	31.9	700	240	35	23	29	TT	
7.50-20	6	5.50F	205	8.1	910	35.8	760	210	30	24	30	TT	
7.50-20	8	5.50F	205	8.1	910	35.8	880	280	41	24	30	TT	
8.3-24	6	W7	210	8.3	995	39.2	810	240	35	30	38	TT	
8.3-24	8	W7	210	8.3	995	39.2	920	280	41	30	38	TT	
8.5-20	8	W7	210	8.3	895	35.2	880	250	36	30	38	TT	
9.5-20	8	W8	240	9.4	950	37.4	955	280	41	30	38	TT	
9.5-24	6	W8	240	9.4	1050	41.3	940	210	30	30	38	TT	
9.5-24	8	W8	240	9.4	1050	41.3	1110	280	41	30	38	TT	
10-15	8	9.00	254	10.0	775	30.5	950	310	45	20	25	TT	
11.2-24	6	W10	285	11.2	1105	43.5	950	180	26	35	44	TT	
11.2-24	8	W10	285	11.2	1105	43.5	1150	250	36	35	44	TT	
12-38	8	DW11	330	13.0	1575	62.0	1570	140	20	35	44	TT	
12.4/11-28	6	W11	315	12.4	1260	49.6	1275	170	25	38	48	TT	
12.4/11-28	8	W11	315	12.4	1260	49.6	1510	230	33	38	48	TT	
14.9-24	6	W13	378	14.9	1265	49.8	1510	140	20	38	48	TT	
14.9-24	8	W13	378	14.9	1265	49.8	1760	180	26	38	48	TT	
14.9-28	6	W13	378	14.9	1365	53.7	1610	140	20	38	48	TT	
14.9-28	8	W13	378	14.9	1365	53.7	1880	180	26	38	48	TT	
16.9-34	8	W15L	430	16.9	1585	62.4	2380	170	25	37	47	TT	
16.9-34	10	W15L	430	16.9	1585	62.4	2605	200	29	37	47	TT	

# GX6002

**R-1** Bias Agricultural Tyres

- ▶ Longer service life
- ▶ Better grip
- ▶ Ability to withstand heavy loads



## TECHNICAL SPECIFICATIONS & APPLICATIONS



## TRACTOR SERVICE

Size	Ply rating	Rim	Section Width		Overall Diameter		Load Capacity	Inflation Pressure			Tread Depth		Type
			mm	inch	mm	inch		kg	kPa	psi	mm	32nds	
5.50-16	10	4.00E	150	5.9	715	28.1	1325	530	77	16	20	TT	
6.00-16	6	4.50E	165	6.5	745	29.3	495	250	36	18	23	TT	
6.00-16	10	4.50E	165	6.5	745	29.3	755	420	61	18	23	TT	
6.50-16	10	5.00F	180	7.1	765	30.1	635	300	44	18	23	TT	
6.50-16	14	5.00F	180	7.1	765	30.1	815	460	67	18	23	TT	
7.00-16	14	5.50F	190	7.5	785	30.9	1010	460	67	18	23	TT	
7.50-16	10	5.50F	205	8.1	810	31.9	800	320	46	20	25	TT	
7.50-16	14	5.50F	205	8.1	810	31.9	1030	460	67	20	25	TT	



# GX6003

**R-1** Bias Agricultural Tyres

- ▶ Better grip
- ▶ Longer service life
- ▶ Ability to withstand heavy loads



## TECHNICAL SPECIFICATIONS & APPLICATIONS



Size	Ply rating	Rim	Section Width		Overall Diameter		Load Capacity	Inflation Pressure		Tread Depth		Type
			mm	inch	mm	inch		kg	kPa	psi	mm	
7.50-20	6	5.50F	205	8.1	910	35.8	760	210	30	24	30	TT
7.50-20	8	5.50F	205	8.1	910	35.8	880	280	41	24	30	TT
910x205	16	5.50F	205	8.1	910	35.8	1900	690	100	24	30	TT

# GX6005

**R-1** Bias Agricultural Tyres

- ▶ Better grip
- ▶ Longer service life
- ▶ Ability to withstand heavy loads



## TECHNICAL SPECIFICATIONS & APPLICATIONS



Size	Ply rating	Rim	Section Width		Overall Diameter		Load Capacity	Inflation Pressure		Tread Depth		Type
			mm	inch	mm	inch		kg	kPa	psi	mm	
15-24	10	DW14	410	16.1	1330	52.4	2800	280	41	33	42	TT
16.9-28	8	W15L	430	16.9	1435	56.5	2175	170	25	39	49	TT
16.9-28	10	W15L	430	16.9	1435	56.5	2380	200	29	39	49	TT
16.9-30	8	W15L	430	16.9	1485	58.5	2245	170	25	39	49	TT
16.9-30	10	W15L	430	16.9	1485	58.5	2455	200	29	39	49	TT



# GX6006

**R-1** Bias Agricultural Tyres

- ▶ Better grip
- ▶ Longer service life
- ▶ Ability to withstand heavy loads



## TECHNICAL SPECIFICATIONS & APPLICATIONS



Size	Ply rating	Rim	Section Width		Overall Diameter		Load Capacity	Inflation Pressure		Tread Depth		Type
			mm	inch	mm	inch		kg	kPa	psi	mm	
23.1-26	12	DW20	587	23.1	1605	63.2	3610	170	25	42	53	TT

# GX6007

**R-1** Bias Agricultural Tyres

- ▶ Better grip
- ▶ Longer service life
- ▶ Ability to withstand heavy loads



## TECHNICAL SPECIFICATIONS & APPLICATIONS



Size	Ply rating	Rim	Section Width		Overall Diameter		Load Capacity	Inflation Pressure		Tread Depth		Type
			mm	inch	mm	inch		kg	kPa	psi	mm	
14.9-28	8	W13	378	14.9	1365	53.7	1880	180	26	37	47	TT



# GX6008

**R-1** Bias Agricultural Tyres

- ▶ Better grip
- ▶ Longer service life
- ▶ Ability to withstand heavy loads



## TECHNICAL SPECIFICATIONS & APPLICATIONS



Size	Ply rating	Rim	Section Width		Overall Diameter		Load Capacity	Inflation Pressure		Tread Depth		Type
			mm	inch	mm	inch		kg	kPa	psi	mm	
9.5/10.00-28	8	W9	275	10.8	1245	49.0	1300	200	29	35	44	TT

# GX6009

**R-1** Bias Agricultural Tyres

- ▶ Better grip
- ▶ Longer service life
- ▶ Ability to withstand heavy loads



## TECHNICAL SPECIFICATIONS & APPLICATIONS



Size	Ply rating	Rim	Section Width		Overall Diameter		Load Capacity	Inflation Pressure		Tread Depth		Type
			mm	inch	mm	inch		kg	kPa	psi	mm	
23.1-26	10	DW20	587	23.1	1605	63.2	2900	140	20	42	53	TT
23.1-26	12	DW20	587	23.1	1605	63.2	3250	170	25	42	53	TT
23.1-26	14	DW20	587	23.1	1605	63.2	3550	190	28	42	53	TT
23.1-30	10	DW20	587	23.1	1707	67.2	3075	140	20	42	53	TT
23.1-30	12	DW20	587	23.1	1707	67.2	3450	170	25	42	53	TT
23.1-30	16	DW20	587	23.1	1707	67.2	4120	230	33	42	53	TT



# GX6010

**R-2** Bias Agricultural Tyres

- ▶ Better traction and braking performance
- ▶ Longer service life
- ▶ Better self-cleaning capacity



## TECHNICAL SPECIFICATIONS & APPLICATIONS



Size	Ply rating	Rim	Section Width		Overall Diameter		Load Capacity	Inflation Pressure		Tread Depth		Type
			mm	inch	mm	inch		kg	kPa	psi	mm	
19.5L-24	10	17.00	495	19.5	1382	54.4	2800	170	25	92	116	TT
28L-26	14	DW25	715	28.1	1672	65.8	4245	170	25	100	126	TT

# GX6011

**R-2** Bias Agricultural Tyres

- ▶ Better traction and braking performance
- ▶ Longer service life
- ▶ Better self-cleaning capacity



## TECHNICAL SPECIFICATIONS & APPLICATIONS



Size	Ply rating	Rim	Section Width		Overall Diameter		Load Capacity	Inflation Pressure		Tread Depth		Type
			mm	inch	mm	inch		kg	kPa	psi	mm	
23.1-26	12	DW20	587	23.1	1662	65.4	3610	170	25	100	126	TT





# GX6012

**PR-1** Bias Agricultural Tyres

- ▶ New Deep Tread design for better wear and traction in mud
- ▶ Increased lug bracing for high load durability



## TECHNICAL SPECIFICATIONS & APPLICATIONS



Size	Ply rating	Rim	Section Width		Overall Diameter		Load Capacity	Inflation Pressure		Tread Depth		Type
			mm	inch	mm	inch		kg	kPa	psi	mm	
7.50-16	8	5.50F	195	7.7	890	35.0	700	240	35	70	88	TT
8.3-20	8	W7	210	8.3	950	37.4	760	280	41	75	94	TT
9.5-24	8	W8	240	9.4	1150	45.3	1510	280	41	80	101	TT
11/12.4-28	10	W11	315	12.4	1293	50.9	2050	230	33	90	113	TT

# GX6033

**PR-1** Bias Agricultural Tyres

- ▶ New Deep Tread design for better wear and traction in mud
- ▶ Increased lug bracing for high load durability



## TECHNICAL SPECIFICATIONS & APPLICATIONS



Size	Ply rating	Rim	Section Width		Overall Diameter		Load Capacity	Inflation Pressure		Tread Depth		Type
			mm	inch	mm	inch		kg	kPa	psi	mm	
6.50-16	6	5.00F	165	6.5	830	32.7	565	250	36	60	76	TT
8.3-24	8	W7	210	8.3	1050	41.3	1275	330	48	75	94	TT
11.2-24	8	W10	285	11.2	1205	47.4	1700	270	39	85	107	TT
14.9-30	10	W13	378	14.9	1415	55.7	2190	230	33	90	113	TT
11-32	8	W10	305	12.0	1460	57.5	1260	210	30	85	107	TT
16.9-34	10	W15L	430	16.9	1585	62.4	2605	200	29	90	113	TT



# GX6015

**F-2** Bias Agricultural Tyres

- ▶ Longer service life
- ▶ Better self-cleaning capacity



## TECHNICAL SPECIFICATIONS & APPLICATIONS



Size	Ply rating	Rim	Section Width		Overall Diameter		Load Capacity	Inflation Pressure		Tread Depth		Type
			mm	inch	mm	inch		kg	kPa	psi	mm	
4.00-12	6	3.00D	110	4.3	535	21.1	240	360	52	10	13	TT
4.00-14	4	3.00D	110	4.3	590	23.2	270	340	49	10	13	TT
4.00-14	6	3.00D	110	4.3	590	23.2	350	400	58	10	13	TT
4.00-16	6	3.00D	110	4.3	640	25.2	800	400	58	10	13	TT
4.50-14	8	3.00D	120	4.7	602	23.7	1000	450	65	10	13	TT
4.50-16	6	3.00D	122	4.8	655	25.8	615	360	52	10	13	TT
4.50-16	8	3.00D	122	4.8	655	25.8	1000	450	65	10	13	TT
5.00-14	8	3.00D	130	5.1	620	24.4	500	450	65	12	15	TT
5.00-15	8	4.00E	140	5.5	665	26.2	675	450	65	10	13	TT
6.00-16	6	4.50E	165	6.5	745	29.3	495	250	36	13	16	TT
6.50-20	8	5.00F	180	7.1	860	33.9	865	420	61	16	20	TT



# GX6016

**F-2** Bias Agricultural Tyres

- ▶ Longer service life
- ▶ Better self-cleaning capacity



## TECHNICAL SPECIFICATIONS & APPLICATIONS



Size	Ply rating	Rim	Section Width		Overall Diameter		Load Capacity	Inflation Pressure		Tread Depth		Type
			mm	inch	mm	inch		kPa	psi	mm	32nds	
5.50-16	6	4.00E	150	5.9	710	28.0	525	370	54	15	19	TT

# GX6017

**I-3 Bias** Bias Agricultural Tyres

- ▶ Low ground compaction
- ▶ Puncture resistant
- ▶ Low ground pressure helps protect crops and increase yield



## TECHNICAL SPECIFICATIONS & APPLICATIONS



Size	Ply rating	Rim	Section Width		Overall Diameter		Load Capacity	Inflation Pressure		Tread Depth		Type
			mm	inch	mm	inch		kPa	psi	mm	32nds	
600/50-22.5 IMP	16	AG20.00	611	24.1	1172	46.1	5770	260	38	25	31	TL
650/65-30.5 IMP	-	AG20.00	645	25.4	1621	63.8	6500	200	29	32	40	TL
850/50-30.5 IMP	-	AG28.00	862	33.9	1625	64.0	7750	200	29	32	40	TL

## BIAS AGRICULTURAL TYRES

# IMPLEMENT SERVICE





# GX6018

**Implement** Bias Agricultural Tyres

- ▶ Excellent protection against punctures
- ▶ Longer service life
- ▶ Very good stability



## TECHNICAL SPECIFICATIONS & APPLICATIONS



Size	Ply rating	Rim	Section Width		Overall Diameter		Load Capacity	Inflation Pressure		Tread Depth		Type
			mm	inch	mm	inch		kg	kPa	psi	mm	
4.00-8	4	3.00D	110	4.3	425	16.7	180	340	49	6.5	8	TT
4.00-8	6	3.00D	110	4.3	425	16.7	410	420	61	6.5	8	TT
4.00-8	8	3.00D	110	4.3	425	16.7	700	530	77	6.5	8	TT
4.00-12	6	3.00D	112	4.4	535	21.1	240	360	52	7.5	9	TT
4.00-14	6	3.00D	112	4.4	590	23.2	350	400	58	8	10	TT
7.00-16	10	5.50F	188	7.4	760	29.9	1100	530	77	12	15	TT
7.00-16	12	5.50F	188	7.4	760	29.9	1220	630	91	12	15	TT
7.00-16	14	5.50F	188	7.4	760	29.9	1320	730	106	12	15	TT

# GX6030

**Implement** Bias Agricultural Tyres

- ▶ Outstanding flotation
- ▶ Easy steering from the heavy grooved ribs



## TECHNICAL SPECIFICATIONS & APPLICATIONS



Size	Ply rating	Rim	Section Width		Overall Diameter		Load Capacity	Inflation Pressure		Tread Depth		Type
			mm	inch	mm	inch		kg	kPa	psi	mm	
10-15	8	9.00	300	11.8	775	30.5	1240	300	44	10	13	TT



# GX6019

**Implement** Bias Agricultural Tyres

- ▶ Excellent protection against punctures
- ▶ Longer service life
- ▶ Very good stability



## TECHNICAL SPECIFICATIONS & APPLICATIONS



Size	Ply rating	Rim	Section Width		Overall Diameter		Load Capacity	Inflation Pressure		Tread Depth		Type
			mm	inch	mm	inch		kg	kPa	psi	mm	
6.50-16	10	5.50F	185	7.3	750	29.5	975	530	77	10	13	TT
6.50-16	12	5.50F	185	7.3	750	29.5	1060	630	91	10	13	TT
7.00-16	10	5.50F	188	7.4	760	29.9	1100	530	77	12	15	TT
7.00-16	12	5.50F	188	7.4	760	29.9	1220	630	91	12	15	TT
7.00-16	14	5.50F	188	7.4	760	29.9	1320	730	106	12	15	TT

# GX6020

**Implement** Bias Agricultural Tyres

- ▶ Excellent protection against punctures
- ▶ Longer service life
- ▶ Very good stability



## TECHNICAL SPECIFICATIONS & APPLICATIONS



Size	Ply rating	Rim	Section Width		Overall Diameter		Load Capacity	Inflation Pressure		Tread Depth		Type
			mm	inch	mm	inch		kg	kPa	psi	mm	
5.00-16	8	3.00D	130	5.1	680	26.8	1200	600	87	8	10	TT
5.00-16	10	3.00D	130	5.1	680	26.8	1350	650	94	8	10	TT
5.50-16	8	4.00E	150	5.9	685	27.0	1100	470	68	8	10	TT
6.50-16	10	5.50F	185	7.3	750	29.5	975	530	77	10.5	13	TT
6.50-16	12	5.50F	185	7.3	750	29.5	1060	630	91	10.5	13	TT



# GX6021

**Implement** Bias Agricultural Tyres

- ▶ Excellent protection against punctures
- ▶ Longer service life
- ▶ Very good stability



## TECHNICAL SPECIFICATIONS & APPLICATIONS



Size	Ply rating	Rim	Section Width		Overall Diameter		Load Capacity	Inflation Pressure		Tread Depth		Type
			mm	inch	mm	inch		kg	kPa	psi	mm	
6.00-16	6	4.50E	170	6.7	730	28.7	635	320	46	9	11	TT
6.00-16	8	4.50E	170	6.7	730	28.7	735	420	61	9	11	TT
6.00-16	10	4.50E	170	6.7	730	28.7	860	530	77	9	11	TT
6.50-16	10	5.50F	185	7.3	750	29.5	975	530	77	10	13	TT
6.50-16	12	5.50F	185	7.3	750	29.5	1060	630	91	10	13	TT
7.50-16	10	5.50F	215	8.5	805	31.7	1240	400	58	13	16	TT

# GX6022

**Implement** Bias Agricultural Tyres

- ▶ Excellent protection against punctures
- ▶ Longer service life
- ▶ Very good stability



## TECHNICAL SPECIFICATIONS & APPLICATIONS



Size	Ply rating	Rim	Section Width		Overall Diameter		Load Capacity	Inflation Pressure		Tread Depth		Type
			mm	inch	mm	inch		kg	kPa	psi	mm	
4.50-14	8	3.00D	120	4.7	602	23.7	1000	450	65	8	10	TT



# GX6023

**Implement** Bias Agricultural Tyres

- ▶ Excellent protection against punctures
- ▶ Longer service life
- ▶ Very good stability



## TECHNICAL SPECIFICATIONS & APPLICATIONS



Size	Ply rating	Rim	Section Width		Overall Diameter		Load Capacity	Inflation Pressure		Tread Depth		Type
			mm	inch	mm	inch		kg	kPa	psi	mm	
5.50-14	8	3.00D	158	6.2	635	25.0	595	390	57	9	11	TT

# GX6025

**Implement** Bias Agricultural Tyres

- ▶ Excellent protection against punctures
- ▶ Longer service life
- ▶ Very good stability



## TECHNICAL SPECIFICATIONS & APPLICATIONS



Size	Ply rating	Rim	Section Width		Overall Diameter		Load Capacity	Inflation Pressure		Tread Depth		Type
			mm	inch	mm	inch		kg	kPa	psi	mm	
4.50-12	8	3.00B	127	5.0	545	21.5	415	400	58	7	9	TT



# GX6026

**Implement** Bias Agricultural Tyres

- ▶ Excellent protection against punctures
- ▶ Longer service life
- ▶ Very good stability



## TECHNICAL SPECIFICATIONS & APPLICATIONS



Size	Ply rating	Rim	Section Width		Overall Diameter		Load Capacity	Inflation Pressure		Tread Depth		Type
			mm	inch	mm	inch		kg	kPa	psi	mm	
4.50-14	8	3.00D	120	4.7	602	23.7	1000	450	65	8	10	TT
5.50-16	8	4.00E	150	5.9	685	27.0	1100	470	68	8	10	TT
5.50-16	10	4.00E	150	5.9	685	27.0	1325	530	77	8	10	TT

# GX6027

**Implement** Bias Agricultural Tyres

- ▶ Excellent protection against punctures
- ▶ Longer service life
- ▶ Very good stability



## TECHNICAL SPECIFICATIONS & APPLICATIONS



Size	Ply rating	Rim	Section Width		Overall Diameter		Load Capacity	Inflation Pressure		Tread Depth		Type
			mm	inch	mm	inch		kg	kPa	psi	mm	
4.50-16	6	3.00D	122	4.8	655	25.8	615	360	52	8	10	TT
4.50-16	8	3.00D	122	4.8	655	25.8	1000	450	65	8	10	TT
4.50-16	10	3.00D	122	4.8	655	25.8	1325	530	77	8	10	TT
5.00-14	8	3.00D	130	5.1	620	24.4	1200	530	77	8	10	TT



# GX6028

**Implement** Bias Agricultural Tyres

- ▶ Excellent protection against punctures
- ▶ Longer service life
- ▶ Very good stability



## TECHNICAL SPECIFICATIONS & APPLICATIONS



Size	Ply rating	Rim	Section Width		Overall Diameter		Load Capacity	Inflation Pressure		Tread Depth		Type
			mm	inch	mm	inch		kg	kPa	psi	mm	
4.50-16	6	3.00D	122	4.8	655	25.8	615	360	52	8	10	TT
4.50-16	8	3.00D	122	4.8	655	25.8	1000	450	65	8	10	TT
4.50-16	10	3.00D	122	4.8	655	25.8	1325	530	77	8	10	TT
5.00-16	8	3.00D	135	5.3	680	26.8	1200	600	87	8	10	TT
5.00-16	10	3.00D	135	5.3	680	26.8	1350	650	94	8	10	TT
5.50-16	8	4.00E	150	5.9	685	27.0	1100	470	68	8	10	TT
5.50-16	10	4.00E	150	5.9	685	27.0	1325	530	77	8	10	TT
7.00-16	14	5.50F	188	7.4	760	29.9	1320	730	106	12	15	TT

# GX6029

**Implement** Bias Agricultural Tyres

- ▶ Excellent protection against punctures
- ▶ Longer service life
- ▶ Very good stability



## TECHNICAL SPECIFICATIONS & APPLICATIONS



Size	Ply rating	Rim	Section Width		Overall Diameter		Load Capacity	Inflation Pressure		Tread Depth		Type
			mm	inch	mm	inch		kg	kPa	psi	mm	
4.00-8	6	3.00D	110	4.3	425	16.7	410	420	61	6.5	8	TT
4.00-8	8	3.00D	110	4.3	425	16.7	700	530	77	6.5	8	TT

BIAS AGRICULTURAL TYRES

# INDUSTRIAL

# SERVICE



## GX6031

**R-4** Bias Agricultural Tyres

- ▶ Good resistance to wear
- ▶ Tread rubber resists damage



### TECHNICAL SPECIFICATIONS & APPLICATIONS



Size	Ply rating	Rim	Section Width		Overall Diameter		Dual Load	Dual Load	Inflation Pressure		Tread Depth		Type
			mm	inch	mm	inch	kg	kg	kPa	psi	mm	32nds	
8.25-16	12	6.50H	235	9.3	855	33.7	1360	1550	530	77	22	28	TT

## GX6032

**R-4** Bias Agricultural Tyres

- ▶ Good resistance to wear
- ▶ Tread rubber resists damage



### TECHNICAL SPECIFICATIONS & APPLICATIONS



Size	Ply rating	Rim	Section Width		Overall Diameter		Load Capacity	Inflation Pressure		Tread Depth		Type
			mm	inch	mm	inch	kg	kPa	psi	mm	32nds	
16.9-28	12	W15L	429	16.9	1410	55.5	3450	260	38	28	35	TL
19.5L-24	12	DW16	495	19.5	1340	52.8	3450	230	33	30	38	TL