



## CATALOG 2023 V1.0

The all new GREENTRAC product family with premium outlook and performance, offers the right products for all kinds of weather conditions and road surfaces.

Each pattern design is at the forefront of performance, practicality, and fashion. Provide extraordinary value for users in the global market.

### QINGDAO NEW KETER TYRE CO., LTD

ADD: A-2502, Darron Center, No.180 Haier Road, Qingdao, China, 266100

Tel: 86-532-55579147 Fax: 86-532-55579145

E-mail: [info@keter tyre.com](mailto:info@keter tyre.com) Web: [www.greentractyre.com](http://www.greentractyre.com)

  @Keter Tyre



# GREENTRAC

Running the Road Together

# ABOUT GREENTRAC

In Europe the weather conditions can change rapidly from dry road to soaking wet and even to snow and ice. The all new GREENTRAC product family with premium outlook and performance, offers the right products for all kind of weather conditions and road surfaces.

Our new summer UHP product GREENTRAC Quest-X offers an extraordinary A-level wet grip performance for safe driving at highspeed. The GREENTRAC Season Master all-season tyre for cars and vans represents an excellent combination of driving safety and efficiency in all seasons. For 4x4 off-road operations in the toughest conditions, we have developed our brand new Greentrac Rough Master with aggressive pattern design.

The Greentrac tyre family including HP, UHP, All-Season, Winter, R/T; Racing and now TBR categories, will reach a total of 500 different sizes.

NEW 2022. We are proudly present new Greentrac TBR Tyres Made in Thailand, with high level of dependability, cost-effectiveness and safety on different road and weather conditions.

UNIQUE DESIGN

ULTIMATE PERFORMANCE



Super wet grip **A-LEVEL**  
no fear of skid



The width of footprint for Rough Master-Rt is widened to **92%** of the section width.



Quest-X is all above W, Some sizes can reach **Y 300km/h**.

## GREENTRAC TYRE HAVE BEEN SOLD WORLDWIDE


all over the world Since 2009

**176** countries  
**2000+** Customers


**2020**  
**EUROPE** KETER EUROPE  
Europe Office  
operation Opened

**2009**  
**CHINA** KETER CORP  
Founded in Qingdao

**2019.11**  
**USA** KETER USA  
USA Branch



CUSTOMER  
FEEDBACK  
SHAPING A BRIGHTER FUTURE.



# GLOBAL TECH SUPPORT

## GLOBAL ENGINEERING TEAM

We have a GLOBAL ENGINEERING TEAM with German "gene", to create our own patterns and optimize formula.

PCR TEAM

TBR TEAM

OTR & AG TEAM

**13** PASSENGER & LIGHT TRUCK Patterns

**9** COMMERCIAL TRUCK Patterns

**450+** SIZES

**INDEPENDENT DESIGN BY GREENTRAC**

ALL SERIES are Independently Developed by Greentrac




# CONTENTS

## Summer Tyre ☀

Passenger

Suv & 4x4

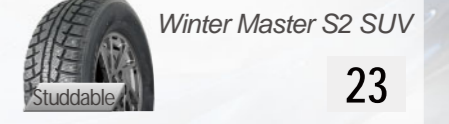
Special



## Winter & 4S Tyre ❄

All Season Tyre

Winter Tyre




## Electric Vehicle EV 🔋




# JOURNEY-X

HP


ROLLING RESISTANCE




WET GRIP PERFORMANCE



QUIETNESS



COMFORT



TREAD LIFE



HP




# JOURNEY-X

## SIZES & SPECIFICATION


SIZE	LOAD INDEX / SPEED CODE	STANDARD RIM	O.T.D. (mm/32nds)	EU LABELING		
				ROLLING RESISTANCE	WET GRIP	NOISE LEVEL
13 155/65R13	73 T	4.50B	6.7 / 8.4	D	C	70 B
13 155/70R13	79/XL T	4.50B	6.7 / 8.4	D	C	70 B
13 155/80R13	79 T	4.50B	6.7 / 8.4	D	C	70 B
13 165/65R13	77 H	5.00B	6.7 / 8.4	C	C	70 B
13 165/70R13	79 H	5.00B	6.7 / 8.4	C	C	70 B
13 175/60R13	77 H	5J	6.7 / 8.4	D	C	70 B
13 175/70R13	82 H	5.00B	6.7 / 8.4	C	C	70 B
13 185/70R13	86 H	5.50B	6.7 / 8.4	C	C	70 B
14 155/65R14	75 T	4.5J	6.7 / 8.4	D	C	70 B
14 165/60R14	75 H	5J	6.7 / 8.4	C	C	70 B
14 165/65R14	79 H	5.00B	6.7 / 8.4	C	C	70 B
14 165/70R14	81 H	5J	6.7 / 8.4	C	C	70 B
14 175/65R14	86/XL H	5J	6.7 / 8.4	C	C	70 B
14 175/70R14	88/XL H	5.5J	6.7 / 8.4	C	C	70 B
14 185/55R14	80 H	6J	6.7 / 8.4	D	C	70 B
14 185/60R14	82 H	5.5J	6.7 / 8.4	C	C	70 B
14 185/65R14	86 H	5.5J	6.7 / 8.4	C	C	70 B
14 185/70R14	88 H	5.5J	6.7 / 8.4	C	C	70 B
14 195/60R14	86 H	6J	6.9 / 8.7	C	C	71 B
14 195/70R14	91 H	6J	6.9 / 8.7	C	C	71 B
14 205/70R14	98/XL H	6J	6.7 / 8.4	C	C	71 B
15 165/65R15	81 H	5J	6.7 / 8.4	C	C	70 B
15 175/60R15	81 H	5J	6.7 / 8.4	C	C	70 B
15 175/65R15	88/XL H	5J	6.7 / 8.4	C	C	70 B
15 185/55R15	86/XL V	6J	6.9 / 8.7	C	C	70 B
15 185/60R15	88/XL H	5.5J	6.9 / 8.7	C	C	70 B
15 185/65R15	92/XL H	5.5J	6.9 / 8.7	C	C	70 B
15 195/50R15	82 V	6J	6.9 / 8.7	C	C	71 B
15 195/55R15	85 V	6J	6.9 / 8.7	C	C	71 B
15 195/60R15	88 V	6J	6.9 / 8.7	C	C	71 B

SIZE	LOAD INDEX / SPEED CODE	STANDARD RIM	O.T.D. (mm/32nds)	EU LABELING		
				ROLLING RESISTANCE	WET GRIP	NOISE LEVEL
15 195/65R15	91 V	6J	6.9 / 8.7	C	C	71 B
15 205/60R15	91 V	6J	6.9 / 8.7	C	C	71 B
15 205/65R15	94 H	6J	6.9 / 8.7	C	C	71 B
15 205/70R15	96 H	6J	6.9 / 8.7	C	C	71 B
15 215/65R15	100/XLV	6.5J	6.9 / 8.7	C	C	71 B
15 215/70R15	98 H	6.5J	6.9 / 8.7	C	C	71 B
16 185/50R16	81 V	6J	6.7 / 8.4	D	C	70 B
16 185/55R16	83 V	6J	6.9 / 8.7	C	C	70 B
16 195/45R16	84/XL V	6.5J	6.9 / 8.7	C	C	71 B
16 195/50R16	88/XL V	6J	6.9 / 8.7	C	C	71 B
16 195/55ZR16	91/XLW	6J	6.9 / 8.7	C	C	71 B
16 195/60R16	89 H	6J	6.9 / 8.7	C	C	71 B
16 205/50ZR16	87 W	6.5J	6.9 / 8.7	C	C	71 B
16 205/55ZR16	91 W	6.5J	6.9 / 8.7	C	C	71 B
16 205/60R16	92 V	6J	6.9 / 8.7	C	C	71 B
16 205/65R16	95 V	6J	6.9 / 8.7	C	C	71 B
16 215/55ZR16	97/XLW	7J	6.9 / 8.7	C	C	71 B
16 215/60R16	99/XL V	6.5J	6.9 / 8.7	C	C	71 B
16 215/65R16	98 H	6.5J	6.9 / 8.7	C	C	71 B
16 225/55ZR16	99/XLW	7J	6.9 / 8.7	C	C	71 B
16 225/60R16	98 H	6.5J	6.9 / 8.7	C	C	71 B
17 205/40ZR17	84/XLW	7.5J	6.9 / 8.7	C	C	71 B
17 205/45ZR17	88/XLW	7J	6.9 / 8.7	C	C	71 B
17 215/40ZR17	87/XLW	7.5J	6.9 / 8.7	D	C	71 B
17 215/45ZR17	91/XLW	7J	6.9 / 8.7	C	C	71 B
17 215/50ZR17	95/XLW	7J	6.9 / 8.7	C	C	71 B
17 225/45ZR17	94/XLW	7.5J	6.9 / 8.7	C	C	71 B
17 235/45ZR17	97/XLW	8J	6.9 / 8.7	C	C	71 B
18 235/40ZR18	97/XLW	8.5J	6.9 / 8.7	C	C	71 B



### ASYMMETRIC PATTERN DESIGN

Bionic asymmetric pattern design brings grip and controls




### BLOCK PATTERN DESIGN

Strong block pattern design improves wear resistance meanwhile it ensures the stability of the car control and driving safety.



### LONG TREAD LIFE

Special formulated compound with enhanced shoulder construction ensures even wear and long last tread life.



### FORMULATIONS CONTAINING SILICON

Silicon-based formula offers excellent fuel-efficient ability while providing excellent wet performance

# QUEST-X

UHP/SUV


### ROLLING RESISTANCE




### WET GRIP PERFORMANCE




### QUIETNESS



### COMFORT



### TREAD LIFE




# UHP




### EXCELLENT WET GRIP-A LEVEL!

The large-groove design ensures excellent wet grip performance and more fuel saving.



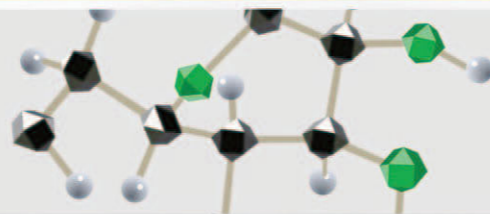
### ASYMMETRICAL PATTERN DESIGN

This design of outside longitudinal groove improves a lot the performance of wet grip and controllability.



### LOW NOISE

5-pitch & multi-steel disc pattern design reduces the noise.



### ORIGINAL FORMULA

New formula with melt polymerized styrene butadiene and silicon offers excellent wet grip and low rolling resistance.

# QUEST-X

## SIZES & SPECIFICATION

SIZE	LOAD INDEX / SPEED CODE		STANDARD RIM	O.T.D (mm/22nds)		EU LABELING			
	LOAD INDEX	SPEED CODE		ROLLING RESISTANCE	WET	NOISE	NOISE LEVEL		
17	205/50ZR17	93/XL Y	6.5J	7.4 / 9.3	C	A	70	B	
17	215/55ZR17	94 W	7J	7.6 / 9.6	C	A	70	B	
17	215/55ZR17	98/XL W	7J	7.6 / 9.6	C	A	70	B	
17	225/50ZR17	98/XL Y	7J	7.6 / 9.6	C	A	70	B	
17	225/55ZR17	97 W	7J	7.6 / 9.6	C	A	70	B	
17	245/45ZR17	99/XL Y	8J	7.4 / 9.3	C	A	70	B	
18	215/50ZR18	96XL Y	7J	7.2 / 9.1	C	A	70	B	
18	215/55ZR18	99/XL W	7J	7.6 / 9.6	C	A	70	B	
18	225/40ZR18	92/XL Y	8J	7.4 / 9.3	C	A	70	B	
18	225/45ZR18	95/XL Y	7.5J	7.6 / 9.6	C	A	70	B	
18	225/55ZR18	98 W	7J	7.6 / 9.6	C	A	70	B	
18	235/45ZR18	98/XL Y	8J	7.4 / 9.3	C	A	70	B	
18	235/50ZR18	101/XL Y	7.5J	7.6 / 9.6	C	A	70	B	
18	235/55ZR18	104/XL W	7.5J	7.6 / 9.6	C	A	70	B	
18	245/40ZR18	97/XL Y	8.5J	7.4 / 9.3	C	A	70	B	
18	245/45ZR18	100/XL Y	8J	7.4 / 9.3	C	A	70	B	
18	245/50ZR18	104/XL Y	7.5J	7.6 / 9.6	C	A	70	B	
18	255/45ZR18	103/XL Y	8.5J	7.4 / 9.3	C	A	71	B	
18	255/35ZR18	94/XL Y	8J	7.2 / 9.1	C	A	71	B	
18	265/35ZR18	97/XL Y	9.5J	7.2 / 9.1	C	A	71	B	
18	275/40ZR18	103XL Y	9.5J	7.2 / 9.1	C	A	71	B	
18	285/35ZR18	101/XL Y	10J	7.2 / 9.1	C	A	73	B	
19	225/35ZR19	88/XL Y	8J	7.4 / 9.3	C	A	70	B	
19	225/40ZR19	93/XL Y	8J	7.4 / 9.3	C	A	70	B	
19	225/45ZR19	96/XL Y	7.5J	7.4 / 9.3	C	A	70	B	
19	235/35ZR19	91/XL Y	8.5J	7.2 / 9.1	C	A	70	B	
19	235/40ZR19	96/XL Y	8.5J	7.4 / 9.3	C	A	70	B	
19	235/50ZR19	103/XL Y	7.5J	7.6 / 9.6	C	A	70	B	
19	235/55ZR19	105/XL W	7.5J	7.6 / 9.6	C	A	70	B	
19	245/35ZR19	93/XL Y	8.5J	7.2 / 9.1	C	A	70	B	
19	245/40ZR19	98/XL Y	8.5J	7.4 / 9.3	C	A	70	B	
19	245/45ZR19	102/XL Y	8J	7.4 / 9.3	C	A	70	B	
19	245/55ZR19	103 W	7.5J	7.6 / 9.6	C	A	70	B	
19	255/30ZR19	91/XL Y	9J	7.2 / 9.1	C	A	71	B	
19	255/35ZR19	96/XL Y	9J	7.2 / 9.1	C	A	71	B	
19	255/40ZR19	100/XL Y	9J	7.4 / 9.3	C	A	71	B	
19	255/45ZR19	104/XL Y	8.5J	7.4 / 9.3	C	A	71	B	
19	255/50ZR19	107/XL Y	8J	7.6 / 9.6	C	A	71	B	
19	255/55ZR19	111/XL W	8J	7.6 / 9.6	C	A	71	B	
19	265/30ZR19	93/XL Y	9.5J	7.2 / 9.1	C	A	71	B	
19	265/35ZR19	98/XL Y	9.5J	7.2 / 9.1	C	A	71	B	
19	265/40ZR19	102XL Y	9.5J	7.2 / 9.1	C	A	71	B	
19	265/50ZR19	110/XL Y	8.5J	7.6 / 9.6	C	A	71	B	
19	275/30ZR19	96/XL Y	9.5J	7.2 / 9.1	C	A	71	B	
19	275/35ZR19	100/XL Y	9.5J	7.2 / 9.1	C	A	71	B	
19	275/40ZR19	105/XL Y	9.5J	7.4 / 9.3	C	A	71	B	
19	275/55ZR19	111 W	8.5J	7.6 / 9.6	C	A	71	B	
19	285/45ZR19	111XL Y	9.5J	7.4 / 9.3	C	A	73	B	
19	295/30ZR19	100/XL Y	10.5J	7.2 / 9.1	C	A	73	B	

SIZE	LOAD INDEX / SPEED CODE		STANDARD RIM	O.T.D (mm/22nds)		EU LABELING			
	LOAD INDEX	SPEED CODE		ROLLING RESISTANCE	WET	NOISE	NOISE LEVEL		
20	225/35ZR20	90/XL Y	8J	7.2 / 9.1	C	A	70	B	
20	235/45ZR20	100/XL Y	8J	7.4 / 9.3	C	A	70	B	
20	235/55ZR20	105/XL W	7.5J	7.6 / 9.6	C	A	70	B	
20	245/35ZR20	95/XL Y	8.5J	7.2 / 9.1	C	A	70	B	
20	245/40ZR20	99/XL Y	8.5J	7.2 / 9.1	C	A	70	B	
20	245/45ZR20	99 Y	8J	7.4 / 9.3	C	A	71	B	
20	245/50ZR20	102 Y	7.5J	7.6 / 9.6	C	A	71	B	
20	255/40ZR20	101/XL Y	9J	7.4 / 9.3	C	A	71	B	
20	255/45ZR20	105/XL Y	8.5J	7.4 / 9.3	C	A	71	B	
20	255/50ZR20	109/XL Y	8J	7.6 / 9.6	C	A	71	B	
20	255/55ZR20	110/XL W	8J	7.6 / 9.6	C	A	71	B	
20	265/40ZR20	104/XL Y	9.5J	7.4 / 9.3	C	A	71	B	
20	265/45ZR20	108/XL Y	9J	7.4 / 9.3	C	A	71	B	
20	275/30ZR20	97/XL Y	9.5J	7.2 / 9.1	C	A	71	B	
20	275/35ZR20	102/XL Y	9.5J	7.2 / 9.1	C	A	71	B	
20	275/40ZR20	106/XL Y	9.5J	7.4 / 9.3	C	A	71	B	
20	275/45ZR20	110/XL Y	9J	7.6 / 9.6	C	A	71	B	
20	275/50ZR20	113/XL Y	8.5J	7.6 / 9.6	C	A	71	B	
20	285/40ZR20	108/XL Y	10J	7.2 / 9.1	C	A	73	B	
20	285/45ZR20	112/XL Y	9.5J	7.4 / 9.3	C	A	73	B	
20	285/50ZR20	116/XL W	9J	7.6 / 9.6	C	A	73	B	
20	295/35ZR20	105/XL Y	10.5J	7.2 / 9.1	C	A	73	B	
20	295/40ZR20	110/XL Y	10.5J	7.2 / 9.1	C	A	73	B	
20	315/35ZR20	110/XL Y	11J	7.2 / 9.1	C	A	73	B	
21	265/40ZR21	105/XL Y	9.5J	7.4 / 9.3	C	A	71	B	
21	265/45ZR21	108/XL Y	9J	7.4 / 9.3	C	A	71	B	
21	275/35ZR21	103/XL Y	9.5J	7.2 / 9.1	C	A	71	B	
21	275/45ZR21	110/XL Y	9J	7.6 / 9.6	C	A	71	B	
21	285/35ZR21	105/XL Y	10J	7.2 / 9.1	C	A	73	B	
21	285/40ZR21	109/XL Y	10J	7.2 / 9.1	C	A	73	B	
21	295/35ZR21	107/XL Y	10.5J	7.2 / 9.1	C	A	73	B	
21	295/40ZR21	111/XL Y	10.5J	7.4 / 9.3	C	A	73	B	
21	315/35ZR21	111XL Y	11J	7.2 / 9.1	C	A	73	B	
21	315/40ZR21	115XL Y	11J	7.2 / 9.1	C	A	73	B	
21	325/30ZR21	108/XL Y	11.5J	7.2 / 9.1	C	A	73	B	
22	265/40ZR22	106/XL Y	9.5J	7.4 / 9.3	C	A	71	B	
22	275/40ZR22	107/XL Y	9.5J	7.4 / 9.3	C	A	71	B	
22	285/45ZR22	114/XL Y	9.5J	7.4 / 9.3	C	A	73	B	
20	265/50ZR20*	111 W	8.5J	7.6 / 9.6	C	A	71	B	
20	255/35ZR20*	97 Y	8J	7.2 / 9.1	C	A	71	B	
21	275/50ZR21*	113 W	8.5J	7.6 / 9.6	C	A	71	B	
22	285/40ZR22*	110 Y	10J	7.2 / 9.1	C	A	73	B	
20	275/55ZR20*	117 W	8.5J	7.6 / 9.6	C	A	71	B	
20	285/30ZR20*	99 Y	10J	7.2 / 9.1	C	A	73	B	
21	255/40ZR21*	102 Y	9J	7.4 / 9.3	C	A	71	B	

\*Coming soon


# QUEST-X SUV

HT


ROLLING RESISTANCE




WET GRIP PERFORMANCE



QUIETNESS



COMFORT



TREAD LIFE




HT



## QUEST-X SUV SIZES & SPECIFICATION


	SIZE	LOAD INDEX / SPEED CODE	STANDARD RIM	O.T.D		EU LABELING			
				(mm/32nds)	ROLLING RESISTANCE	WET	NOISE	NOISE LEVEL	
16	215/70R16	100 / T	6.5J	8.5 / 10.7	C	C	71	B	
16	225/70R16	103 / T	6.5J	8.5 / 10.7	C	C	71	B	
16	235/60R16	100 / H	7J	8.5 / 10.7	C	C	71	B	
16	235/70R16	106 / H	7J	8.5 / 10.7	C	C	71	B	
16	245/70R16	107 / T	7J	8.5 / 10.7	C	C	71	B	
16	255/70R16	111 / T	7.5J	8.5 / 10.7	C	C	72	B	
16	265/70R16	112 / T	8J	8.5 / 10.7	C	C	72	B	
17	215/60R17	96 / H	6.5J	8.5 / 10.7	C	C	71	B	
17	225/60R17	99 / H	6.5J	8.5 / 10.7	C	C	71	B	
17	225/65R17	106/XL / H	6.5J	8.5 / 10.7	C	C	72	B	
17	235/65R17	108/XL / H	7J	8.5 / 10.7	C	C	72	B	
17	265/65R17	116/XL / H	8J	8.5 / 10.7	C	C	73	B	
17	265/70R17	115 / T	8J	8.5 / 10.7	C	C	72	B	
17	285/65R17	116 / H	8.5J	9.5 / 12.0	C	C	74	B	
18	235/60R18	107/XL / H	7J	8.5 / 10.7	C	C	72	B	
18	265/60R18	110 / H	8J	8.5 / 10.7	C	C	72	B	
18	285/60R18	116 / H	8.5J	9.5 / 12.0	C	C	74	B	
18	225/60R18 *	100 / H	6.5J						

\*Coming soon




### EXCELLENT HANDLING PERFORMANCE

The high-strength middle blocks bring excellent handling and safety performance at high speed.




### MORE SAFETY AT HIGH SPEED

Tread staggered grooves structure design ensures lower noise and more comfortable journey.



### STAGGERED GROOVE DESIGN

Four vertical grooves design offers super good drainage and no fear of skid.



### DOUBLE-LAYER DESIGN

The double-layer design effectively enhances the strength of the carcass and significantly reduces the probability of bumps from collision.


# ROUGH MASTER-RT

RT

ROLLING RESISTANCE




WET GRIP PERFORMANCE




QUIETNESS



COMFORT



TREAD LIFE



RT



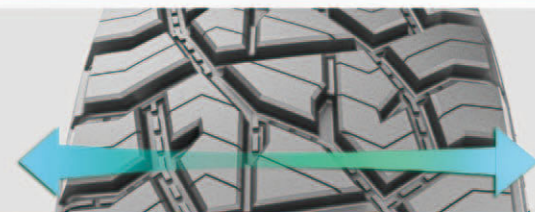
# ROUGH MASTER-RT

## SIZES & SPECIFICATION

	SIZE	PR/LR	LOAD INDEX / SPEED CODE	O.T.D (mm/32nds)	EU LABELING
17	LT265/65R17	10 / E	120/117 Q	8J 11.5 / 14.5	POR
17	LT265/70R17	10 / E	121/118 Q	8J 11.5 / 14.5	POR
17	LT285/70R17	10 / E	121/118 Q	8.5J 11.5 / 14.5	POR
18	LT265/60R18	10 / E	119/116 Q	8J 11.5 / 14.5	POR
18	LT285/60R18	8 / D	118/115 Q	8.5J 11.5 / 14.5	POR
20	LT265/50R20	10 / E	115/112 Q	8.5J 11.5 / 14.5	POR
20	LT275/55R20	10 / E	120/117 Q	8.5J 11.5 / 14.5	POR
20	LT275/60R20	8 / D	119/116 Q	8J 11.5 / 14.5	POR
20	LT285/50R20	10 / E	119/116 Q	9J 11.5 / 14.5	POR
20	LT285/55R20	8 / D	117/114 Q	9J 11.5 / 14.5	POR
20	LT305/55R20	10 / E	121/118 Q	9.5J 11.5 / 14.5	POR
22	LT285/45R22	10 / E	116/113 Q	9.5J 11.5 / 14.5	POR
22	LT305/40R22	12 / F	115/112 Q	11J 11.5 / 14.5	-
22	305/45R22	- / -	118 Q	10J 10.5 / 13.2	POR
22	LT315/45R22	10 / E	116/113 Q	11J 11.5 / 14.5	POR
26	LT305/35R26	10 / E	108/104 Q	11J 11.5 / 14.5	-
17	33*12.50R17LT	10 / E	120 Q	10J 12.5 / 15.7	POR

	SIZE	PR/LR	LOAD INDEX / SPEED CODE	O.T.D (mm/32nds)	EU LABELING
18	33*12.50R18LT	10 / E	118 Q	10J 12.5 / 15.7	POR
20	33*12.50R20LT	12 / F	119 Q	10J 12.5 / 15.7	POR
20	35*12.50R20LT	10 / E	121 Q	10J 12.5 / 15.7	POR
22	33*12.50R22LT	12 / F	114 Q	10J 12.5 / 15.7	POR
22	35*12.50R22LT	12 / F	121 Q	10J 12.5 / 15.7	POR
24	33*12.50R24LT	12 / F	110 Q	10J 12.5 / 15.7	-
16	LT285/75R16	* - -	126/123 Q	8J 11.5 / 14.5	
18	LT265/65R18	* - -	122/119 Q	8J 11.5 / 14.5	
18	LT285/65R18	* - -	125/122 Q	8.5J 11.5 / 14.5	
22	LT305/50R22	* - -	119/116 Q	9.5J 11.5 / 14.5	
24	LT295/40R24	* - -	122/119 Q	10J 11.5 / 14.5	
24	LT295/45R24	* - -	120/117 Q	10J 11.5 / 14.5	
24	LT305/45R24	* - -	117/114 Q	10J 11.5 / 14.5	
15	31*10.50R15LT	* - -	109 Q	8.5J 11.5 / 14.5	
17	35*12.50R17LT	* - -	121 Q	10J 12.5 / 15.7	
18	35*12.50R18LT	* - -	128 Q	10J 12.5 / 15.7	

\*Coming soon



### WIDER FOOTPRINT

The width of footprint for Rough Master-Rt is widened to 92% of the section width, which effectively improves the driving stability of the tire and ensures excellent handling performance.




### SPECIAL DESIGN OF TIRE SHOULDER

The special design of tire shoulder and the steel sheet not only looks beautiful and powerful but also prevents cutting, scratching and impact damage from sharp objects. And it can adapt to extreme off-road conditions.



### AGGRESSIVE COMBINATION DESIGN

The aggressive combination design of "two triangles" in the middle part improves the ability of discharging snow and mud to avoid skidding in the snow and mud.



### TRIPLE PLY POLYESTER DESIGN

The whole series adopts a triple ply polyester design with high sidewall turn up to improve the strength and rigidity of the sidewall, and improve the safety performance and handling performance of the tire.

**POR**  
(Professional Off Road)

This tyre is a special use tyre primarily used for service in severe off-road conditions. It's not included in tyre performance label grading.


# ROUGH MASTER XT

XT


ROLLING RESISTANCE




WET GRIP PERFORMANCE




QUIETNESS



COMFORT



TREAD LIFE



XT




# ROUGH MASTER-XT

## SIZES & SPECIFICATION

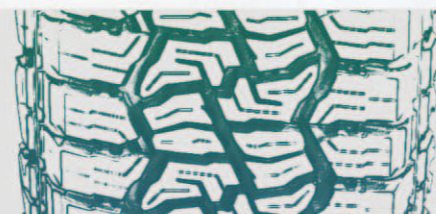
	SIZE	PR/LR	LOAD INDEX / SPEED CODE	STANDARD RIM	O.T.D (mm/32nds)
15	31*10.50R15LT	6 / C	109 S	8.5J	12.7 / 16.0
15	LT215/75R15	6 / C	100/97 T	6J	12.0 / 15.1
15	235/75R15	-	109/XL T	6.5J	10.5 / 13.2
16	LT225/75R16	10/ E	115 /112 S	6J	12.7 / 16.0
16	245/70R16	-	113/XL T	7J	10.5 / 13.2
16	LT245/75R16	10/ E	120 /116 S	7J	12.7 / 16.0
16	265/70R16	-	112 T	8J	10.5 / 13.2
16	LT265/75R16	10/ E	123 /120 S	7.5J	12.7 / 16.0
16	LT285/75R16	10/ E	126 /123 Q	8J	12.7 / 16.0
17	LT235/80R17	10/ E	120 /117 R	6.5J	12.7 / 16.0
17	265/65R17	-	112 T	8J	10.5 / 13.2

	SIZE	PR/LR	LOAD INDEX / SPEED CODE	STANDARD RIM	O.T.D (mm/32nds)
17	LT265/70R17	10/ E	121/118 S	8J	12.7 / 16.0
17	LT285/70R17	10/ E	121/118 S	8.5J	12.7 / 16.0
18	265/60R18	-	110 T	8J	10.5 / 13.2
18	265/65R18	-	114 T	8J	10.5 / 13.2
18	285/60R18	-	116 T	8.5J	10.5 / 13.2
18	LT285/65R18	10/ E	125/122 R	8J	12.7 / 16.0
20	265/50R20	-	111/XL H	8.5J	10.5 / 13.2
20	275/55R20	-	117/XL H	8.5J	10.5 / 13.2
20	275/60R20	-	115 T	8J	10.5 / 13.2
20	285/50R20	-	116/XL H	9J	10.5 / 13.2
22	285/45R22	-	114/XL H	9.5J	10.5 / 13.2



### THE BUMPY PEAKS DESIGN

The bumpy peaks design on the shoulders removes the mud and snow rapidly. Excellent handling ability offers terrific driving performance.



### OPTIMIZED CARCASS STRUCTURE

Carcass structure design based on finite element mechanics analysis gives you good drainage and grip performance while staying quiet.



### UNIQUE TREAD DESIGN

Janney coupler tread design shows its own power aesthetics and creativity.



### ENHANCED SIDEWALL

Extra thick hook design on the sidewall ensures your safety all the way no matter what the road condition is.




# SUPERANGE-VAN

VAN

ROLLING RESISTANCE




WET GRIP PERFORMANCE



QUIETNESS



COMFORT



TREAD LIFE




VAN

# SUPERANGE-VAN

## SIZES & SPECIFICATION

SIZE	PR/LR	LOAD INDEX / SPEED CODE	STANDARD RIM	O.T.D		EU LABELING			
				(mm/32nds)		ROLLING RESISTANCE	WET	NOISE	NOISE LEVEL
14	185R14C	8 / D	102/100 R	5.5J	8.8 / 11.1	B	B	72	B
14	195R14C	6 / C	102/100 S	5.5J	8.8 / 11.1	C	B	72	B
15	195R15C	8 / D	106/104 S	5.5J	8.8 / 11.1	C	B	72	B
15	195/70R15C	8 / D	104/102 S	6J	8.8 / 11.1	C	B	72	B
15	215/70R15C	8 / D	109/107 S	6.5J	8.8 / 11.1	C	B	72	B
15	225/70R15C	10 / E	112/110 S	6.5J	8.8 / 11.1	C	B	72	B
16	195/65R16C	8 / D	104/102 T	6J	8.8 / 11.1	C	B	72	B
16	195/75R16C	8 / D	107/105 S	5.5J	8.8 / 11.1	C	B	72	B
16	205/65R16C	8 / D	107/105 T	6J	8.8 / 11.1	C	B	72	B
16	205/75R16C	8 / D	110/108 R	5.5J	8.8 / 11.1	C	B	72	B
16	215/65R16C	8 / D	109/107 T	6.5J	8.8 / 11.1	C	B	72	B
16	225/65R16C	8 / D	112/110 T	6.5J	8.8 / 11.1	C	B	72	B
16	235/65R16C	10 / E	115/113 T	7J	8.8 / 11.1	C	B	72	B
17	215/60R17C	8 / D	109/107 T	6.5J	8.8 / 11.1	C	B	72	B
17	225/55R17C	8 / D	109/107 H	7J	8.8 / 11.1	C	B	72	B
17	235/60R17C	10 / E	117/115 R	7J	8.8 / 11.1	C	B	72	B
14	175/65R14C *		90/88 T	5J					
14	175/70R14C *		95/93 T	5J					
15	205/70R15C *		106/104 S	6J					
16	215/60R16C *		103/101T T	6.5J					
16	215/75R16C *		116/114 R	6J					
16	225/75R16C *		121/120 R	6J					

\*Coming soon




### ULTRA WEAR-RESISTANT

Large block pattern and closed shoulder groove design provides super wear resistance.



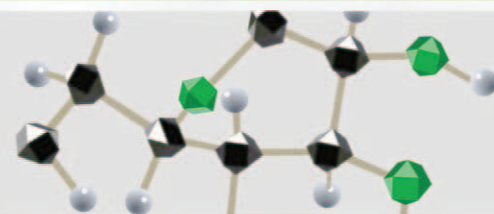
### WIDE LONGITUDINAL GROOVE DESIGN

Vertical grooves design offers super good drainage and no fear of skid.



### MORE SAFETY WITH FULL LOAD

The middle pattern block steel sheets and scattered grooves, offer stable driving performance even with max loading.



### ORIGINAL FORMULA

New formula with melt polymerized styrene butadiene and silicon offers excellent wet grip and low rolling resistance.

# SUPERANGE-X

TAXI

- ◆ The use of imported ultra-fine carbon black can greatly improve the wearability of tyres and ensure the ultra-long mileage.
- ◆ Slight asymmetrical pattern and central reinforcement design can effectively reduce tyre noise and improve ridecomfort.
- ◆ The closed groove on the shoulder and strong pattern block design can ensure the shoulder wear resistance while improving turn grip.



TAXI

# NEOSPORT EV

EV

- ◆ NEOSPORT EV pattern can offer super good energy saving performance to extend the battery's endurance mileage.
- ◆ NEOSPORT EV pattern with FEA design, can provide super good driving control performance.
- ◆ NEOSPORT EV optimized structure can bring a quiet journey ,offering comfort and inner peace.
- ◆ NEOSPORT EV pattern with special nanometer carbon black formula can provide excellent tread wear resisting performance to extend the tyre life.



EV

SIZE	LOAD INDEX / SPEED CODE	STANDARD RIM	O.T.D (mm/32nds)	EU LABELING			
				ROLLING RESISTANCE	WET	NOISE	NOISE LEVEL
18	205/65R16	99/XL V	6J	7.6 / 9.6	C	C	72 B
18	215/55ZR17	98/XL W	7J	7.6 / 9.6	D	C	72 B
18	225/55ZR17	101/XL W	7J	7.6 / 9.6	D	C	72 B

**UTQG:600 AA**

SIZE	LOAD INDEX / SPEED CODE	STANDARD RIM	O.T.D (mm/32nds)	
				17
18	225/60R18	104/XL V	6.5J	-
18	235/45ZR18	98/XL Y	8J	-
19	235/40ZR19	96/XL Y	8.5J	-
19	235/50ZR19	103/XL W	7.5J	-
19	245/40ZR19	98/XL Y	8.5J	-
19	245/45ZR19	102/XL Y	8J	-
19	245/55ZR19	107/XL W	7.5J	-
19	255/45ZR19	104/XL Y	8.5J	-

SIZE	LOAD INDEX / SPEED CODE	STANDARD RIM	O.T.D (mm/32nds)	
				19
20	245/40ZR20	99/XL Y	8.5J	-
20	245/45ZR20	103/XL Y	8J	-
20	255/40ZR20	101/XL Y	9J	-
20	255/50ZR20	109/XL W	8J	-
20	275/45ZR20	110/XL Y	9J	-
21	265/45ZR21	108/XL Y	9J	-
22	265/40ZR22	106/XL Y	9.5J	-


# WINTER MASTER D1

WINTER


ROLLING RESISTANCE




WET GRIP PERFORMANCE



QUIETNESS



COMFORT



TREAD LIFE




WINTER

# WINTER MASTER D1

## SIZES & SPECIFICATION


SIZE	LOAD INDEX / SPEED CODE	STANDARD RIM	O.T.D (mm/32nds)	EU LABELING		
				ROLLING RESISTANCE	WET	WET / WIND LEVEL
14	155/65R14	75 T	4.5J 7.7 / 9.7	D	C 69	B
14	165/70R14	81 T	5J 7.7 / 9.7	D	C 69	B
14	175/65R14	82 T	5J 7.7 / 9.7	D	C 69	B
14	175/70R14	88/XL T	5.5J 7.7 / 9.7	D	C 69	B
14	185/60R14	82 T	5.5J 8.1 / 10.2	D	C 69	B
14	185/65R14	86 T	5.5J 8.1 / 10.2	D	C 69	B
15	175/65R15	84 T	5J 7.7 / 9.7	D	C 69	B
15	185/55R15	82 T	6J 8.1 / 10.2	D	C 69	B
15	185/60R15	88/XL T	5.5J 8.1 / 10.2	D	C 69	B
15	185/65R15	88 H	5.5J 8.1 / 10.2	D	C 69	B
15	195/55R15	85 H	6J 8.1 / 10.2	D	C 70	B
15	195/60R15	88 H	6J 8.1 / 10.2	D	C 70	B
15	195/65R15	91 T	6J 8.1 / 10.2	D	C 70	B
15	205/65R15	94 T	6J 8.1 / 10.2	D	C 70	B
16	195/55R16	87 H	6J 8.1 / 10.2	C	C 70	B
16	205/55R16	91 H	6.5J 8.1 / 10.2	C	C 70	B
16	205/60R16	96/XL H	6J 8.1 / 10.2	C	C 70	B
16	215/55R16	97/XL H	7J 8.1 / 10.2	C	C 70	B
16	215/60R16	99/XL H	6.5J 8.1 / 10.2	C	C 70	B
16	215/65R16	98 H	6.5J 8.1 / 10.2	C	C 70	B
16	225/55R16	99/XL V	7J 8.1 / 10.2	C	C 70	B
16	225/60R16	102/XLH	6.5J 8.1 / 10.2	C	C 70	B
17	205/50R17	93/XL V	6.5J 8.1 / 10.2	C	C 70	B
17	215/45R17	91/XL V	7J 8.1 / 10.2	C	C 70	B
17	215/50R17	95/XL V	7J 8.1 / 10.2	C	C 70	B
17	215/55R17	98/XL V	7J 8.1 / 10.2	C	C 70	B
17	215/60R17	96 H	6.5J 8.1 / 10.2	C	C 70	B

SIZE	LOAD INDEX / SPEED CODE	STANDARD RIM	O.T.D (mm/32nds)	EU LABELING		
				ROLLING RESISTANCE	WET	WET / WIND LEVEL
17	225/45R17	91 H	7.5J 8.1 / 10.2	C	C 70	B
17	225/45R17	94/XL V	7.5J 8.1 / 10.2	C	C 70	B
17	225/50R17	98/XL V	7J 8.1 / 10.2	C	C 70	B
17	225/55R17	101/XL V	7J 8.1 / 10.2	C	C 70	B
17	225/60R17	99 H	6.5J 8.1 / 10.2	C	C 70	B
17	225/60R17	103/XL V	6.5J 8.1 / 10.2	C	C 70	B
17	225/65R17	102 H	6.5J 8.1 / 10.2	D	C 70	B
17	225/65R17	106/XL H	6.5J 8.1 / 10.2	C	C 70	B
17	235/45R17	97/XL V	8J 8.1 / 10.2	C	C 70	B
17	235/55R17	103/XL V	7.5J 8.1 / 10.2	C	C 70	B
17	235/60R17	102 V	7J 8.1 / 10.2	C	C 70	B
17	235/60R17	106/XL H	7J 8.1 / 10.2	C	C 70	B
17	235/65R17	108/XL V	7J 8.1 / 10.2	C	C 70	B
18	225/40R18	92/XL V	8J 8.1 / 10.2	C	C 70	B
18	225/45R18	95/XL V	7.5J 8.1 / 10.2	C	C 70	B
18	235/40R18	95/XL V	8.5J 8.1 / 10.2	C	C 70	B
18	235/45R18	98/XL V	8J 8.1 / 10.2	C	C 70	B
18	235/60R18	107/XL V	7J 8.1 / 10.2	C	C 70	B
18	245/40R18	97/XL V	8.5J 8.1 / 10.2	C	C 70	B
18	245/45R18	100/XL V	8J 8.1 / 10.2	C	C 70	B
18	255/55R18	109/XL V	8J 8.1 / 10.2	C	C 71	B
19	235/55R19	105/XL V	7.5J 8.1 / 10.2	C	C 70	B
19	245/40Z19	98/XL W	8.5J 8.1 / 10.2	C	C 70	B
19	255/50R19	107/XL V	8J 8.1 / 10.2	D	C 71	B
20	275/40Z20	106/XL W	9.5J 8.1 / 10.2	C	C 71	B
20	275/45Z20	110/XL W	9J 8.1 / 10.2	C	C 71	B
21	295/35R21	107/XL V	10.5J 7.9 / 10.2	C	C 73	B




### SINGLE ORIENTED SNOW PATTERN

Directional, single oriented snow tread pattern reduces noise and provides excellent handling properties.



### 3D GROOVE DESIGN

The 3D groove design can effectively prevent the tires from sliding on the ice and snow surface, improve braking and handling performance and ensure the safety in high-speed driving.



### V-SHAPE DESIGN

The V-shape tread pattern improves drainage in snowy and slushy road and improves braking performance.



### SPECIAL COMPOUNDING FORMULA

Special anti-low temperature compounding formula provides strong grip on ice and snow, improves braking performance and ensures safe traveling.


# SEASON MASTER

4S


ROLLING RESISTANCE




WET GRIP PERFORMANCE




QUIETNESS



COMFORT



TREAD LIFE



4S




# SEASON MASTER

## SIZES & SPECIFICATION

SIZE	LOAD INDEX / SPEED CODE	STANDARD RIM	O.T.D (mm/32nds)	EU LABELING		
				ROLLING RESISTANCE	WET GRIP	NOISE LEVEL
13 175/70R13	82 T	5.00B	7.6 / 9.6	D	B	70 B
14 155/65R14	75 H	4.5J	7.6 / 9.6	D	B	70 B
14 165/60R14	79 H	5J	7.6 / 9.6	D	B	70 B
14 165/65R14	79 H	5J	7.6 / 9.6	D	B	70 B
14 165/70R14	81 T	5J	7.6 / 9.6	D	B	70 B
14 175/65R14	82 H	5J	7.6 / 9.6	D	B	70 B
14 185/55R14	80 H	6J	7.6 / 9.6	D	B	70 B
14 185/60R14	82 H	5.5J	7.6 / 9.6	D	B	70 B
14 185/65R14	86 H	5.5J	7.6 / 9.6	D	B	70 B
14 185/70R14	88 T	5.5J	7.6 / 9.6	D	B	70 B
15 175/65R15	88 H	5J	7.6 / 9.6	D	B	70 B
15 185/65R15	92XL H	5.5J	7.6 / 9.6	D	B	70 B
15 185/55R15	82 V	6J	7.6 / 9.6	D	B	70 B
15 185/60R15	88/XL H	5.5J	7.6 / 9.6	D	B	70 B
15 195/50ZR15	86 W	6J	7.8 / 9.8	D	B	71 B
15 195/55R15	85 V	6J	7.6 / 9.6	D	B	71 B
15 195/60R15	88 V	6J	7.6 / 9.6	D	B	71 B
15 195/65R15	95/XL H	6J	7.6 / 9.6	D	B	71 B
15 205/65R15	94 H	6J	7.8 / 9.8	D	B	71 B
16 175/50R16	77 V	5.5J	7.8 / 9.8	C	B	70 B
16 195/55R16	91/XL V	6J	7.6 / 9.6	C	B	71 B
16 205/45ZR16	87/XL W	7J	7.6 / 9.6	C	B	71 B
16 205/55R16	94/XL V	6.5J	7.6 / 9.6	C	B	71 B
16 205/60R16	96/XL V	6J	7.8 / 9.8	C	B	71 B
16 215/55R16	97/XL V	7J	7.8 / 9.8	C	B	71 B
16 215/60R16	99/XL V	6.5J	7.8 / 9.8	C	B	71 B
16 215/65R16	98 H	6.5J	7.8 / 9.8	C	B	71 B
16 225/55R16	99 V	7J	7.6 / 9.6	C	B	71 B


SIZE	LOAD INDEX / SPEED CODE	STANDARD RIM	O.T.D (mm/32nds)	EU LABELING		
				ROLLING RESISTANCE	WET GRIP	NOISE LEVEL
17 205/50ZR17	93/XL W	6.5J	7.6 / 9.6	C	B	71 B
17 205/55R17	95/XL V	6.5J	7.6 / 9.6	C	B	71 B
17 215/45ZR17	91/XL W	7J	7.8 / 9.8	C	B	71 B
17 215/50ZR17	95/XL W	7J	7.8 / 9.8	C	B	71 B
17 215/55R17	98/XL V	7J	7.8 / 9.8	C	B	71 B
17 215/60R17	100/XL V	6.5J	7.8 / 9.8	C	B	71 B
17 225/55R17	101/XL V	7J	7.8 / 9.8	C	B	71 B
17 225/45ZR17	94/XL W	7.5J	7.8 / 9.8	C	B	71 B
17 225/50ZR17	98/XL W	7J	7.8 / 9.8	C	B	71 B
17 225/65R17	102 H	6.5J	8.8 / 11.1	C	B	71 B
17 235/45ZR17	97/XL W	8J	7.8 / 9.8	C	B	71 B
17 235/55ZR17	103/XL W	7.5J	7.8 / 9.8	C	B	71 B
18 225/40ZR18	92/XL W	8J	7.8 / 9.8	C	B	71 B
18 235/60R18	107/XL V	7J	8.8 / 11.1	C	B	71 B
19 235/55R19	105/XL V	7.5J	8.8 / 11.1	C	B	71 B
21 295/35ZR21	107/XL W	10.5J	7.8 / 9.8	C	B	74 B
16 195/45ZR16 *	84 W	6.5J	7.6 / 9.6	C	B	71 B
17 215/40ZR17 *	87 W	7.5J	7.6 / 9.6	C	B	71 B
17 215/65R17 *	99 H	6.5J	7.8 / 9.8	C	B	71 B
17 235/65R17 *	104 H	7J	7.8 / 9.8	C	B	71 B
18 225/45ZR18 *	95 W	7.5J	7.8 / 9.8	C	B	71 B
18 235/45ZR18 *	98 W	8J	7.8 / 9.8	C	B	71 B
18 245/45ZR18 *	100 W	8J	7.8 / 9.8	C	B	71 B
18 235/50R18 *	101 V	7.5J	7.8 / 9.8	C	B	71 B
19 225/40ZR19 *	93 W	8J	7.8 / 9.8	C	B	71 B
19 245/45ZR19 *	102 W	8J	7.8 / 9.8	C	B	71 B
20 275/60R20 *	119 V	8J	7.8 / 9.8	C	B	72 B

\*Coming soon




### MULTI-PITCH TREAD DESIGN

Multi-pitch tread design which is arranged by optimal order can minimize noise and offer more comfortability.



### CENTER WEDGE PATTERN & 3D STEEL SHEET DESIGN

It can effectively prevent tyres from skidding on wet ground and improve braking and handling performance.



### DIRECTIONAL PATTERN DESIGN

This design ensures excellent tyre grip and extra strong snow traction performance under any weather conditions.




### NEW FORMULA

New 4S formula provides not only excellent wet grip performance but also lower rolling resistance.

# SEASON MASTER VAN

4S-C


ROLLING RESISTANCE




WET GRIP PERFORMANCE



QUIETNESS



COMFORT



TREAD LIFE




4S-C

# SEASON MASTER VAN

## SIZES & SPECIFICATION


SIZE	PR/LR	LOAD INDEX / SPEED CODE	STANDARD RIM	O.T.D		EU LABELING			
				(mm/32nds)		ROLLING RESISTANCE	WET	NOISE	NOISE LEVEL
16 195/75R16C	10 / F	110/108	R	5.5J	9.5 / 12.0	C	C	73	B
16 205/65R16C	10 / E	107/105	T	6J	9.5 / 12.0	C	C	73	B
16 215/65R16C	10 / E	109/107	T	6.5J	9.5 / 12.0	C	C	73	B
16 225/65R16C	10 / E	112/110	R	6.5J	9.5 / 12.0	C	C	73	B
16 235/65R16C	10 / F	121/119	R	7J	9.5 / 12.0	C	C	73	B
15 195/70R15C *	10 / E	104/102	T	6J	9.5 / 12.0	C	C	73	B
15 215/70R15C *	10 / E	109/107	S	6.5J	9.5 / 12.0	C	C	73	B
15 225/70R15C *	10 / E	112/110(115N)	S	6.5J	9.5 / 12.0	C	C	73	B
16 195/60R16C *	10 / E	99/97	H	6J	9.5 / 12.0	C	C	73	B
16 195/65R16C *	10 / E	104/102	T	6J	9.5 / 12.0	C	C	73	B
16 205/75R16C *	12 / F	113/111	R	5.5J	9.5 / 12.0	C	C	73	B
16 215/75R16C *	12 / F	116/114	R	6J	9.5 / 12.0	C	C	73	B
16 225/75R16C *	12 / F	121/120	R	6J	9.5 / 12.0	C	C	73	B

\*Coming soon



### BIG GROOVES DESIGN

The combination of three main grooves and shoulder grooves provides excellent snow drainage performance and improves dry/wet braking and traction performance




### 3D STEEL SHEET DESIGN

3D steel sheet design combined with large pattern blocks can greatly reduce the deformation under the full-load driving situation thereby providing longer mileage.



### HIGH STRENGTH CONSTRUCT

All sizes are constructed with high strength carcass and steel belt for enhanced toughness and rugged strength.



### SPECIAL SILICON FORMULA DESIGN

The special silicon formula design ensures the performance in four seasons, while reducing the rolling resistance, and long-term use can reduce the cost of oil and electricity.

# WINTER MASTER S1

Studdable



STUD DABLE

# WINTER MASTER S2

## LT

Studdable



STUD DABLE

SIZE	LOAD INDEX / SPEED CODE	STANDARD RIM	SINGLE LOAD [KG/LBS]	PRESSURE [KPA/PSI]
14	175/65R14 82 T	5J	475 / 1047	300/44
14	175/70R14 84 T	5J	500 / 1102	300/44
14	185/65R14 86 T	5.5J	530 / 1168	300/44
15	175/65R15 84 T	5J	500 / 1102	300/44
15	185/55R15 82 T	6J	475 / 1047	300/44
15	185/60R15 88 T	5.5J	560 / 1235	340/49
15	185/65R15 88 T	5.5J	560 / 1235	300/44
15	195/60R15 88 T	6J	560 / 1235	300/44
15	195/65R15 95 T	6J	690 / 1521	340/49
15	215/70R15 98 T	6.5J	750 / 1653	300/44
16	195/55R16 87 T	6J	545 / 1201	300/44
16	205/55R16 91 T	6.5J	615 / 1356	300/44
16	205/60R16 92 T	6J	630 / 1389	300/44
16	205/65R16 95 T	6J	690 / 1521	300/44
16	215/60R16 99 T	6.5J	775 / 1709	340/49

SIZE	LOAD INDEX / SPEED CODE	STANDARD RIM	SINGLE LOAD [KG/LBS]	PRESSURE [KPA/PSI]
16	215/65R16 102 T	6.5J	850 / 1874	340/49
16	225/60R16 102 T	6.5J	850 / 1874	340/49
17	205/50R17 93 H	6.5J	650 / 1433	340/49
17	215/45R17 91 H	7J	615 / 1356	340/49
17	215/55R17 94 T	7J	670 / 1477	300/44
17	225/45R17 94 H	7.5J	670 / 1477	340/49
17	225/50R17 98 H	7J	750 / 1653	340/49
17	225/55R17 97 T	7J	730 / 1609	300/44
18	215/55R18 95 H	7J	690 / 1521	300/44
18	225/40R18 92 H	8J	630 / 1389	340/49
18	225/45R18 95 H	7.5J	690 / 1521	340/49
18	225/60R18 100 H	6.5J	800 / 1764	300/44
18	235/50R18 101 H	7.5J	825 / 1819	340/49
18	245/45R18 100 H	8J	800 / 1764	340/49

SIZE	PR/LR	LOAD INDEX / SPEED CODE	STANDARD RIM	SINGLE LOAD [KG/LBS]	DUAL LOAD [KG/LBS]	PRESSURE [KPA/PSI]
16		LT225/75R16 10 / E 115/112 Q	6J	1215 / 2679	1120 / 2469	550/80
16		235/65R16C 10 / E 121/119 R	7J	1450 / 3197	1360 / 2998	575/83
16		LT245/75R16 10 / E 120/116 Q	7J	1380 / 3042	1260 / 2778	550/80
17		LT245/70R17 10 / E 119/116 Q	7J	1360 / 2998	1250 / 2756	550/80
17		LT245/75R17 10 / E 121/118 Q	7J	1450 / 3197	1320 / 2910	550/80
17		LT265/70R17 10 / E 121/118 Q	8J	1450 / 3197	1320 / 2910	550/80
18		LT275/65R18 10 / E 123/120 R	8J	1550 / 3417	1400 / 3086	550/80
18		LT275/70R18 10 / E 125/122 T	8J	1650 / 3638	1500 / 3307	550/80

